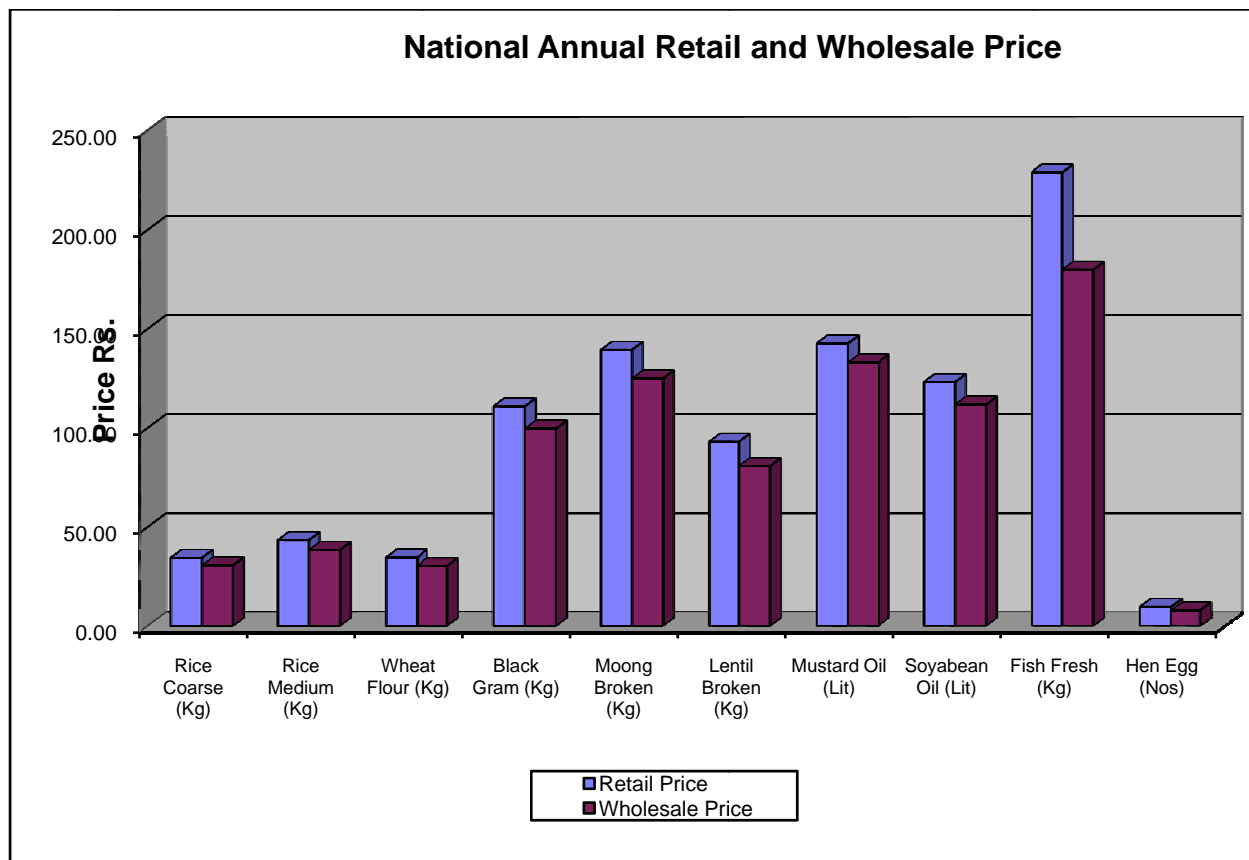


# कृषि बजार सूचना पत्रिका

(बार्षिक विशेषाङ्क, २०६९)

## AGRICULTURAL MARKETING INFORMATION BULLETIN (SPECIAL ISSUE – 2012)



Government of Nepal

*Ministry of Agriculture Development*

Department of Agriculture

**Agri. Business Promotion and Marketing Development Directorate**

Harihar Bhawan, Lalitpur

Nepal

2069

## ***TABLE OF CONTENTS***

<b>S.NO.</b>	<b>TITLE</b>	<b>PAGE NO.</b>
1.	Explanatory Notes	1
2.	National Annual Average Price of Some Selected Agricultural Commodities	2
3.	Monthly Average Retail Price of Some Selected Agricultural Commodities Year 2067-2068	3
4.	Monthly Average Retail, Wholesale Price & Marketing Margin In Percent (Year 2068 )	5
5.	Monthly Average Retail Price of Some Selected Agricultural Commodities of selected districts of Nepal Year 2068	7
6.	Annual Average Retail Price of Some Selected Fruits and Vegetables Year 2066-2068	27
7.	Monthly Average Retail Price of Some Selected Fruits and Vegetables Year 2068	30
8.	Monthly Wholesale Price of Some Agricultural Commodities Year 2068	50
9.	Indian Border Retail Market Price of Some Agricultural Commodities By Month Year 2068	65
10.	Total Volume of Arrival in Kalimati Wholesale Market by Source 2068	72
11.	Total Volume of Arrival of Some Vegetables, Fruits and Spices in Kalimati Wholesale Market by Month 2068	81
12.	Monthly Average Price of Some Vegetables, Fruits and Spices in Kalimati Wholesale Market Year 2068	84
13.	Monthly Maximun Price of Some Vegetables, Fruits and Spices in Kalimati Wholesale Market Year 2068	87
14.	Monthly Minimum Price of Some Vegetables, Fruits and Spices in Kalimati Wholesale Market Year 2068	90
15.	Total Volume of Arrival in Balaju Market by Sources	93
16.	Monthly Total Volume of Sales of Selected Commodities at Amarhat Wholesale Market, Dharan, 2068/69	94
17.	Monthly Price of fresh Vegetables at Amarhat Wholesale Market, Dharan, 2068/69	95

<b>S.NO.</b>	<b>TITLE</b>	<b>PAGE NO.</b>
<b>18.</b>	<b>Edible Cereal Grain Production &amp; Requirement in Nepal 2001/02-2010/111</b>	<b>96</b>
<b>19.</b>	<b>Belt Wise Food Availability and Requirement of Cereals 2010/11</b>	<b>96</b>
<b>20.</b>	<b>District Wise Food Availability and Requirement of Cereals 2010/111</b>	<b>97</b>
<b>21.</b>	<b>Average Cost and Margin of Cereal and Cash Crop 2068/69</b>	<b>100</b>
<b>22.</b>	<b>Average Cost and Margin of Vegetable and Species 2068/69</b>	<b>104</b>
<b>23.</b>	<b>Table of Food Value (Nutrients per 100 grams of Edible Portion)</b>	<b>107</b>
<b>24.</b>	<b>Conversion Table</b>	<b>109</b>
<b>25.</b>	<b>Approximate Weight of Some Agricultural Products</b>	<b>111</b>
<b>26.</b>	<b>Major Wholesale Markets and Collection Center of Fruit and Vegetable Markets in Nepal</b>	<b>112</b>

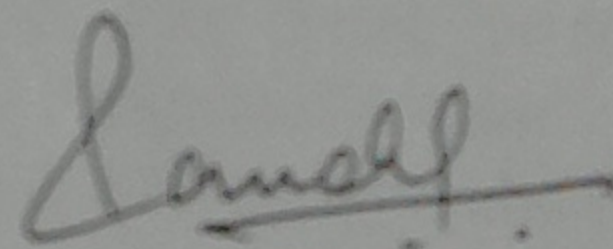
## FORWORD

Agricultural Marketing is an integral part of agricultural development. It requires efficiency and growth to acquire accelerated agricultural development in the economy. Within the agricultural marketing several functions are associated to reach the products in the hands of ultimate consumer, whereas marketing information is an important facilitating function in a marketing system. Agriculture market information system is a major need for government, producers, consumers, distributors as well as every marketing stakeholder. Though agriculture market information system includes information on volume of product, quality, price, demographical structure, consumers' social economic condition, market institutions, market infrastructure and capacity of manpower, publication but most of concerns are on price information.

In this context, accurate and timely information on market prices, transaction volume of agricultural commodities and their trends provide basis for production planning to the farmers. It is with this view that the Agri-business Promotion and Marketing Development Directorate (ABPMCC) is involved in collection, compilation, analysis and dissemination market prices of agricultural commodities using different media. In this context, I am pleased to note that the Directorate is publishing its 32<sup>nd</sup> Issue of the Agricultural Marketing Information Bulletin.

I would highly appreciate the efforts of Dr. Hari Babu Tiwari Program Director, and his colleagues especially of Agribusiness Promotion and Marketing Development Directorate for their efforts in bringing out this issue. I believe this issue will be useful to policy makers, farmers, traders and to others.

Agribusiness Promotion and Marketing Development Directorate under the Department of Agriculture is striving to the best of its capacity to provide Marketing information required by the users. I welcome suggestions and comments from the users for further improvement of this publication.



Lila Ram Poudel  
Director General

Department of Agriculture

21 June, 2013

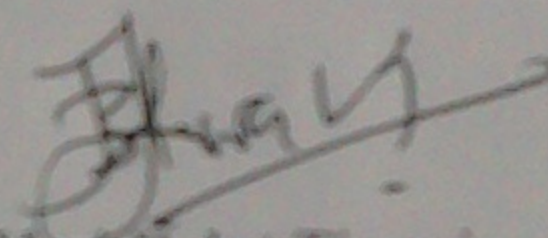
## PREFACE

Agricultural marketing information is vital to minimize information gaps and uncertainties that exist in the agricultural sector of a developing economy. Marketing information is much needed by farmers in planning, production and marketing and equally needed by other market participants in arriving at optimal decisions. Keeping this in view, Agribusiness Promotion and Marketing Development Directorate (BPMDD) publishes Special Issue on agricultural marketing information bulletin annually. It is a continuous and ongoing activity, and this is the 32<sup>th</sup> Issue in the series providing marketing information especially price information put in time series and in different forms.

Very sincere attempt has been made to make this issue as informative as possible. The present report is the outcome of support and contribution made by different institutions, including District Agricultural Development Offices and different Market Management Committees.

I would also like to appreciate the efforts made by Mr. Mahendra Kunwar, Mr. Shyam Raj Mishra and Mr. Birad Siku of the Directorate who offered their services in bringing out this issue in the present form. Additionally, I also would like to thank other staff members involved in various tasks while bringing out this publication.

I hope this issue will be helpful to various users. I also like to request the users to provide valuable suggestions and comments if any, which will help the Directorate in improving its publications in future.



Dr. Hari Babu Tiwari  
Program Director

Agribusiness Promotion and Marketing  
Development Directorate

21 June, 2013

## EXPLANATORY NOTES

- Prices of all commodities are given in Rs./Kg. except for egg, mustard oil, milk and radish. The price of egg is given in Rs./unit, mustard oil and milk in Rs./litre, and radish in Rs./mutha of medium size.
- The following Nepalese Calendar years are approximating equivalent of the Christian Calendar years.

<u>Nepal Calendar</u>	<u>Christian Calendar</u>	<u>Nepal Calendar</u>	<u>Christian Calendar</u>
Year B.S.	Year A.D.	Year B.S	Year A.D.
2041	1984-85	2056	1999-00
2042	1985-86	2057	2000-01
2043	1986-87	2058	2001-02
2044	1987-88	2059	2002-03
2045	1988-89	2060	2003-04
2046	1989-90	2061	2004-05
2047	1990-91	2062	2005-06
2048	1991-92	2063	2006-07
2049	1992-93	2064	2007-08
2050	1993-94	2065	2008-09
2051	1994-95	2066	2009-10
2052	1995-96	2067	2010-11
2053	1996-97	2068	2011-12
2054	1997-98	2069	2012-13
2055	1998-99	2070	2013-14

- The following months of the Christian Calendar year are the approximate equivalent of the month of the Nepalese Calendar year.

<u>Nepal Calendar</u>	<u>Christian Calendar</u>	<u>Nepal Calendar</u>	<u>Christian Calendar</u>
Baisakh	April/May	Kartik	October/November
Jestha	May/June	Marga	November/December
Ashad	June/July	Paush	December/January
Shrawan	July/August	Magh	January/February
Bhadra	August/September	Falgun	February/March
Aswin	September/October	Chaitra	March/April

- The indices of national monthly retail prices are based on the average of the 13 Hills and 8 Terai districts. (a) Hill:- Achham, Bhojpur, Dhankuta, Doti, Ilam, Jumla, Kaski, Kathmandu, Nuwakot, Palpa, Rolpa Ramechhap & Surkhet (b) Terai:- Banke, Chitwan, Dhanusha, Jhapa, Kailali, Morang, Parsa & Rupandehi
- The indices of national monthly wholesale prices are based on the average of the 5 Hills and 9 Terai districts. (a) Hill:- Dhankuta, Kaski, Kathmandu, Nuwakot, & Surkhet (b) Terai:- Banke, Chitwan, Jhapa, Kailali, Morang, Parsa, Bardiya, Kapilvastu & Rupandehi
- All the raw data source was available from Districts Agriculture Office, Market center and other concern agencies.

Table No. 1  
NATIONAL ANNUAL AVERAGE PRICES OF SOME SELECTED AGRICULTURAL COMMODITIES

S.No.	Commodities	Units	YEAR												
			2068	2067	2066	2065	2064	2063	2062	2061	2060	2059	2058	2057	2056
1	Rice Coarse	Kg.	34.45	34.93	31.57	29.79	25.51	22.63	29.90	18.13	17.88	17.20	17.07	17.97	20.51
2	Basmati Rice	Kg.	63.72	65.28	61.09	52.50	45.85	43.83	40.35	34.36	36.02	32.93	33.56	34.54	34.17
3	Parbo. Rice	Kg.	-	-	-	-	-	-	-	-	-	-	-	-	-
4	Mansuli Rice	Kg.	43.40	43.72	40.97	36.10	30.99	28.18	27.08	22.94	23.48	21.78	21.03	22.23	24.07
5	Flat. Rice(Terai)	Kg.	47.86	46.81	40.66	37.98	30.34	27.15	26.86	23.11	23.99	22.53	23.97	24.13	27.23
6	Wheat	Kg.	-	-	-	-	-	-	-	-	-	-	-	-	14.60
7	Wheat Flour	Kg.	34.66	35.87	31.39	29.47	28.02	25.54	21.68	20.45	20.73	18.34	17.05	17.71	18.23
8	Maize	Kg.	-	-	-	-	-	-	-	-	-	-	-	-	14.06
9	Blackgram	Kg.	110.95	117.70	99.00	75.30	75.11	69.94	51.72	46.51	46.37	48.01	50.42	48.24	44.17
10	Pigeonpea	Kg.	119.57	127.86	120.46	83.44	74.33	63.21	56.55	55.18	52.46	50.90	48.90	50.43	53.88
11	Muggi Chhata	Kg.	139.47	150.35	116.48	83.81	81.83	76.60	61.14	56.51	57.89	57.96	56.50	52.51	52.64
12	Lentil	Kg.	93.07	104.22	105.78	84.43	64.43	52.28	47.99	44.74	43.04	40.93	40.56	40.04	39.75
13	Green Gram	Kg.	-	-	-	-	-	-	-	-	-	-	-	-	-
14	Soyabean	Kg.	73.70	68.89	62.97	52.32	35.40	34.66	33.01	30.89	30.99	30.76	28.59	26.67	25.97
15	Potato	Kg.	23.72	28.00	28.00	18.02	20.22	17.56	15.22	11.65	8.77	12.68	13.31	10.89	12.27
16	Tomato	Kg.	40.51	39.34	39.34	0.00	30.18	29.31	25.76	18.48	25.90	24.49	25.32	25.13	24.89
17	Onion	Kg.	34.87	40.60	40.60	32.76	34.92	30.96	28.27	23.13	16.27	18.38	20.31	20.03	22.54
18	Ginger	Kg.	64.44	-	72.70	51.48	37.05	38.06	49.33	56.75	28.54	25.21	31.37	-	41.25
19	Dry Chilli	Kg.	171.22	171.22	171.22	163.69	156.78	147.25	123.27	119.18	106.67	101.08	103.51	-	110.14
20	Mutton	Kg.	421.31	387.12	346.55	279.14	239.30	222.43	209.37	201.34	194.64	185.71	177.65	167.53	158.96
21	Chicken	Kg.	246.36	267.19	249.22	191.84	167.34	156.75	146.89	142.74	135.83	135.10	133.23	139.15	135.41
22	Hen Egg	Nos.	9.76	9.32	8.61	7.00	6.51	5.17	4.98	5.02	4.66	4.65	4.53	4.49	4.38
23	Fish(Rohu)	Kg.	228.99	222.74	203.58	149.37	141.22	130.50	122.38	111.78	106.19	102.67	107.03	98.89	92.77
24	Milk	Lit.	68.06	41.02	39.07	32.02	28.90	24.85	25.14	23.02	22.43	21.70	21.75	22.08	20.31
25	Ghee	Kg.	510.60	456.30	411.30	313.97	266.34	255.51	246.62	243.08	236.47	228.43	214.01	221.75	211.75
26	Mustard Oil	Lit.	142.74	133.22	133.46	142.16	114.66	98.05	97.13	99.03	101.14	81.59	75.40	68.12	77.83
27	Mustard Seed	Kg.	-	-	-	-	-	-	-	-	-	-	-	-	-
28	Buff Meat	Kg.	203.39	188.47	158.27	127.03	98.00	88.70	84.17	83.59	82.68	75.94	74.29	73.49	69.45

Table No.2.1  
MONTHLY AVERAGE RETAIL PRICES OF SOME SELECTED AGRICULTURAL COMMODITIES AND PERCENT CHANGE  
YEAR 2068 (2011/2012) - 2067 (2010/2011)

S.No.	Commodities	Units	Year	Baishak	Jestha	Ashad	Shrawan	Bhadra	Aswin	Kartik	Marga	Poush	Magh	Falgun	Chaitra	Average
1	Rice Coarse	Kg.	2068	35.62	35.66	35.88	35.34	35.49	35.17	35.09	33.27	32.59	32.78	33.58	32.88	34.45
			2067	32.03	33.19	35.47	35.84	35.91	36.41	36.14	34.77	34.16	34.90	34.92	35.43	34.93
			%Change	11.22	7.45	1.17	-1.41	-1.18	-3.40	-2.90	-4.31	-4.59	-6.08	-3.83	-7.20	-1.39
2	Rice Medium	Kg.	2068	44.28	44.32	43.93	43.20	44.43	43.98	43.85	41.69	40.29	40.05	45.69	45.08	43.40
			2067	41.00	42.29	44.69	44.35	45.06	45.42	44.93	43.94	43.08	42.79	43.54	43.56	43.72
			%Change	8.01	4.80	-1.71	-2.60	-1.40	-3.16	-2.39	-5.12	-6.48	-6.41	4.94	3.49	-0.74
3	Rice Fine	Kg.	2068	63.56	64.16	64.30	64.76	63.88	63.19	64.95	61.55	60.58	60.09	66.75	66.88	63.72
			2067	65.29	66.57	66.81	65.28	66.49	65.56	65.41	64.73	64.66	65.08	63.82	63.67	65.28
			%Change	-2.66	-3.62	-3.75	-0.79	-3.92	-3.61	-0.71	-4.92	-6.31	-7.68	4.60	5.04	-2.39
4	Flattened Rice Local	Kg.	2068	47.90	48.07	49.76	49.16	48.81	48.81	48.91	47.03	46.22	46.87	45.61	47.21	47.86
			2067	43.23	44.57	45.79	49.20	47.59	47.95	48.92	47.26	47.25	46.86	47.07	46.07	46.81
			%Change	10.78	7.85	8.65	-0.08	2.56	1.80	-0.02	-0.48	-2.18	0.01	-3.11	2.47	2.24
5	Wheat Flour	Kg.	2068	35.42	34.90	34.87	34.34	35.61	35.97	36.42	34.94	33.21	33.32	33.75	33.13	34.66
			2067	34.08	34.52	34.00	36.38	35.56	35.63	35.49	36.58	36.78	36.90	37.33	37.22	35.87
			%Change	3.93	1.13	2.56	-5.60	0.13	0.95	2.63	-4.48	-9.70	-9.70	-9.59	-11.00	-3.39
6	Black Gram (Broken)	Kg.	2068	113.39	112.99	112.48	112.67	115.47	111.40	112.55	110.90	112.53	111.79	101.42	103.75	110.95
			2067	112.00	112.91	111.50	127.45	119.43	121.91	121.35	119.32	119.23	117.81	115.53	114.00	117.70
			%Change	1.24	0.07	0.88	-11.60	-3.31	-8.62	-7.25	-7.06	-5.62	-5.11	-12.22	-8.99	-5.74
7	Pigeon Pea	Kg.	2068	122.79	122.73	120.87	123.65	120.76	117.87	119.63	118.91	121.58	122.26	113.11	110.71	119.57
			2067	127.94	127.08	128.50	129.01	127.93	128.13	127.99	129.29	127.87	127.20	127.72	125.63	127.86
			%Change	-4.03	-3.43	-5.94	-4.15	-5.60	-8.00	-6.52	-8.03	-4.91	-3.88	-11.44	-11.88	-6.48
8	Moong Broken	Kg.	2068	144.16	143.65	139.56	141.94	141.44	140.95	139.90	139.36	140.28	140.97	122.58	138.88	139.47
			2067	142.22	146.88	150.47	154.50	152.24	155.21	153.89	153.59	152.57	150.23	145.83	146.61	150.35
			%Change	1.36	-2.20	-7.25	-8.13	-7.09	-9.19	-9.09	-9.27	-8.05	-6.16	-15.94	-5.27	-7.24
9	Lentil Broken	Kg.	2068	96.36	95.98	94.24	96.33	96.10	94.13	94.37	93.22	92.58	91.67	80.31	91.54	93.07
			2067	105.74	105.26	104.62	110.44	107.95	104.17	102.28	103.91	103.80	102.19	101.50	98.82	104.22
			%Change	-8.87	-8.81	-9.91	-12.78	-10.98	-9.64	-7.73	-10.29	-10.82	-10.29	-20.88	-7.37	-10.70
10	Soyabean	Kg.	2068	72.13	70.74	72.04	70.30	72.67	74.82	76.28	74.88	73.07	73.80	77.94	75.71	73.70
			2067	66.97	68.16	68.14	69.95	68.52	68.53	70.00	67.83	70.55	70.05	67.94	70.02	68.89
			%Change	7.71	3.79	5.73	0.50	6.06	9.17	8.96	10.38	3.58	5.36	14.72	8.12	6.98
11	Horsegram Big	Kg.	2068	70.28	68.48	68.33	71.97	75.60	78.46	82.22	84.06	84.64	87.55	100.19	90.21	80.17
			2067	69.64	69.60	69.63	71.98	69.02	68.64	68.37	68.89	68.96	70.13	69.64	69.87	69.53
			%Change	0.92	-1.60	-1.86	-0.01	9.54	14.31	20.26	22.03	22.74	24.84	43.87	29.11	15.30
12	Horsegram Small	Kg.	2068	60.34	61.36	62.32	65.56	70.87	73.58	73.64	76.24	75.35	76.58	73.94	66.83	69.72
			2067	63.68	58.69	59.10	60.42	63.69	63.30	63.55	64.37	63.82	65.34	61.56	62.08	62.47
			%Change	-5.24	4.56	5.44	8.51	11.28	16.25	15.87	18.45	18.06	17.19	20.11	7.65	11.61
13	Pea Big	Kg.	2068	56.40	56.25	55.66	59.35	60.56	60.44	66.93	69.88	71.76	62.10	57.33	55.38	61.00
			2067	52.08	50.13	51.46	52.38	57.02	58.91	59.19	57.34	56.19	56.67	56.58	56.54	55.38
			%Change	8.30	12.20	8.16	13.29	6.21	2.59	13.07	21.87	27.72	9.58	1.33	-2.05	10.16

S.No.	Commodities	Units	Year	Baishak	Jestha	Ashad	Shrawan	Bhadra	Aswin	Kartik	Marga	Poush	Magh	Falgun	Chaitra	Average
14	Pea Small	Kg.	2068	56.40	56.25	55.66	59.35	60.56	60.44	66.93	69.88	71.76	62.10	57.33	55.38	61.00
			2067	58.36	59.06	58.42	65.63	66.06	66.37	65.81	63.34	63.65	65.23	64.53	64.67	63.43
			%Change	-3.35	-4.76	-4.73	-9.57	-8.33	-8.95	1.71	10.32	12.75	-4.80	-11.15	-14.37	-3.82
15	Mustard Oil	Lit.	2068	138.73	138.86	139.44	139.95	142.30	143.18	144.68	147.97	147.07	149.17	144.11	137.46	142.74
			2067	129.90	129.22	130.13	128.60	132.64	132.37	133.43	134.53	136.04	136.89	137.12	137.82	133.22
			%Change	6.79	7.46	7.15	8.82	7.29	8.17	8.43	9.98	8.11	8.97	5.10	-0.26	7.15
16	Soyabean Oil	Lit.	2068	118.11	117.84	118.15	120.46	121.67	121.40	122.82	125.22	125.47	126.07	131.50	129.63	123.19
			2067	103.55	104.33	107.38	103.53	108.07	109.44	112.69	111.97	113.03	116.48	116.27	118.22	110.41
			%Change	14.06	12.95	10.03	16.35	12.59	10.92	8.99	11.83	11.00	8.23	13.10	9.64	11.57
17	Ghee	Kg.	2068	496.87	494.30	494.48	498.04	507.38	520.14	527.54	517.50	525.83	537.25	531.67	476.25	510.60
			2067	431.89	437.68	438.32	432.08	446.48	459.21	455.87	468.02	477.06	477.06	479.21	472.75	456.30
			%Change	15.05	12.94	12.81	15.26	13.64	13.27	15.72	10.57	10.22	12.62	10.95	0.74	11.90
18	Vegetable Ghee	Kg.	2068	113.81	114.51	113.58	115.05	117.07	119.83	120.05	120.67	120.92	123.67	125.33	124.00	119.04
			2067	138.15	140.16	141.25	136.72	152.34	160.48	154.78	157.39	167.21	170.03	173.44	158.67	154.22
			%Change	-17.62	-18.30	-19.59	-15.85	-23.16	-25.33	-22.44	-23.33	-27.68	-27.27	-27.74	-21.85	-22.81
19	Chicken	Kg.	2068	262.47	254.39	255.11	260.75	260.90	261.23	256.98	248.23	233.66	225.70	216.11	220.83	246.36
			2067	274.96	269.18	268.20	270.65	277.20	272.97	264.97	246.38	255.64	265.20	272.14	268.77	267.19
			%Change	-4.54	-5.49	-4.88	-3.66	-5.88	-4.30	-3.02	0.75	-8.60	-14.89	-20.59	-17.84	-7.79
20	Mutton	Kg.	2068	402.61	403.75	404.32	403.98	409.17	418.04	422.69	418.04	416.10	414.08	496.67	446.25	421.31
			2067	368.35	371.98	374.43	372.56	383.76	388.89	391.75	397.62	396.51	398.75	400.83	400.00	387.12
			%Change	9.30	8.54	7.98	8.43	6.62	7.50	7.90	5.14	4.94	3.85	23.91	11.56	8.83
21	Buff	Kg.	2068	200.47	202.69	203.00	201.89	203.06	201.50	201.64	201.86	193.60	195.94	215.00	220.00	203.39
			2067	173.61	179.00	183.51	186.45	184.12	189.32	189.48	193.07	194.67	196.90	195.42	196.15	188.47
			%Change	15.47	13.23	10.62	8.28	10.28	6.43	6.42	4.55	-0.55	-0.49	10.02	12.16	7.91
22	Pork	Kg.	2068	193.25	195.81	195.64	196.60	199.35	198.58	196.60	195.88	191.72	190.73	220.00	231.25	200.45
			2067	177.28	176.44	180.88	183.16	186.76	187.50	189.67	194.11	188.11	188.94	188.44	189.78	185.92
			%Change	9.01	10.98	8.16	7.34	6.74	5.91	3.66	0.91	1.92	0.94	16.75	21.85	7.81
23	Fish Fresh	Kg.	2068	228.91	227.14	226.94	227.23	231.19	229.00	223.84	236.00	232.24	211.93	240.17	233.25	228.99
			2067	226.18	225.05	216.01	213.82	211.60	217.38	220.85	222.39	224.96	233.00	229.25	232.37	222.74
			%Change	1.21	0.93	5.06	6.27	9.26	5.35	1.35	6.12	3.24	-9.04	4.76	0.38	2.80
24	Hen Egg	Nos	2068	9.56	9.63	9.71	9.65	10.18	10.41	10.26	10.16	9.64	9.59	8.25	10.06	9.76
			2067	9.05	8.88	8.97	9.06	9.30	9.33	9.40	9.36	9.41	9.70	9.63	9.76	9.32
			%Change	5.70	8.41	8.36	6.50	9.48	11.54	9.17	8.50	2.46	-1.18	-14.36	3.12	4.70
25	Milk	Lit.	2068	65.98	66.21	65.69	67.62	67.94	68.53	69.38	71.31	70.77	69.49	66.56	67.29	68.06
			2067	40.36	39.93	40.31	41.35	40.67	40.63	41.70	41.67	41.72	41.72	40.40	41.79	41.02
			%Change	63.49	65.79	62.97	63.54	67.06	68.69	66.39	71.12	69.64	66.57	64.75	61.04	65.93
26	Sugar	Kg.	2068	65.98	66.21	65.69	67.62	67.94	68.53	69.38	71.31	70.77	69.49	66.56	67.29	68.06
			2067	73.30	72.89	71.82	72.15	226.44	69.74	68.87	69.03	69.27	69.59	68.47	67.57	83.26
			%Change	-9.98	-9.17	-8.53	-6.28	-70.00	-1.73	0.73	3.30	2.16	-0.14	-2.79	-0.41	-18.25

Table No.2.2  
MONTHLY AVERAGE RETAIL, WHOLESALE PRICES AND MARKETING MARGIN IN PERCENT  
YEAR 2068 (2011/2012)

S.No.	Commodities	Units	Year	Baishak	Jestha	Ashad	Shrawan	Bhadra	Aswin	Kartik	Marga	Poush	Magh	Falgun	Chaitra	Average
1	Rice Coarse	Kg.	Retail	35.62	35.66	35.88	35.34	35.49	35.17	35.09	33.27	32.59	32.78	33.58	32.88	34.45
			Wholesale	29.90	29.64	29.56	30.42	30.95	31.28	31.68	31.88	31.40	30.80	30.29	29.73	30.63
			% M M	19.14	20.32	21.37	16.16	14.68	12.45	10.78	4.37	3.80	6.44	10.88	10.58	12.47
2	Rice Medium	Kg.	Retail	44.28	44.32	43.93	43.20	44.43	43.98	43.85	41.69	40.29	40.05	45.69	45.08	43.40
			Wholesale	37.43	37.83	38.38	38.79	38.78	38.54	38.87	39.52	38.94	38.49	38.33	37.38	38.44
			% M M	18.30	17.15	14.45	11.37	14.57	14.13	12.82	5.48	3.48	4.05	19.20	20.61	12.90
3	Rice Fine	Kg.	Retail	63.56	64.16	64.30	64.76	63.88	63.19	64.95	61.55	60.58	60.09	66.75	66.88	63.72
			Wholesale	62.13	62.13	62.23	62.60	62.21	60.44	61.27	61.64	60.01	59.19	60.42	60.18	61.20
			% M M	2.29	3.26	3.34	3.46	2.67	4.55	6.00	-0.15	0.96	1.51	10.48	11.12	4.11
4	Wheat Flour	Kg.	Retail	35.42	34.90	34.87	34.34	35.61	35.97	36.42	34.94	33.21	33.32	33.75	33.13	34.66
			Wholesale	30.94	30.54	30.46	30.10	30.01	30.36	30.34	30.35	30.40	30.48	30.30	29.73	30.33
			% M M	14.50	14.29	14.49	14.11	18.67	18.49	20.04	15.13	9.24	9.32	11.37	11.43	14.26
5	Black Gram (Broken)	Kg.	Retail	113.39	112.99	112.48	112.67	115.47	111.40	112.55	110.90	112.53	111.79	101.42	103.75	110.95
			Wholesale	101.38	101.20	101.30	101.14	100.97	99.70	98.02	99.37	99.94	98.65	97.57	96.92	99.68
			% M M	11.85	11.65	11.03	11.40	14.36	11.75	14.83	11.61	12.60	13.32	3.94	7.04	11.30
6	Pigeon Pea	Kg.	Retail	122.79	122.73	120.87	123.65	120.76	117.87	119.63	118.91	121.58	122.26	113.11	110.71	119.57
			Wholesale	105.44	109.78	112.73	111.56	111.77	108.99	106.29	106.49	106.02	107.22	106.61	106.86	108.31
			% M M	16.45	11.80	7.22	10.84	8.05	8.15	12.56	11.67	14.68	14.03	6.10	3.60	10.40
7	Moong Broken	Kg.	Retail	144.16	143.65	139.56	141.94	141.44	140.95	139.90	139.36	140.28	140.97	122.58	138.88	139.47
			Wholesale	127.63	126.45	126.30	124.37	124.62	126.59	126.04	124.94	124.45	124.77	122.24	121.31	124.97
			% M M	12.95	13.60	10.50	14.13	13.50	11.35	11.00	11.54	12.72	12.98	0.28	14.48	11.60
8	Lentil Broken	Kg.	Retail	96.36	95.98	94.24	96.33	96.10	94.13	94.37	93.22	92.58	91.67	80.31	91.54	93.07
			Wholesale	82.31	80.93	79.75	79.02	78.10	80.40	81.03	81.52	82.60	82.92	80.52	80.49	80.80
			% M M	17.07	18.59	18.18	21.91	23.04	17.08	16.46	14.35	12.08	10.55	-0.27	13.73	15.19
9	Soyabean	Kg.	Retail	72.13	70.74	72.04	70.30	72.67	74.82	76.28	74.88	73.07	73.80	77.94	75.71	73.70
			Wholesale	64.24	68.16	68.14	69.95	68.52	68.53	70.00	67.83	70.55	70.05	67.94	70.02	68.66
			% M M	12.29	3.79	5.73	0.50	6.06	9.17	8.96	10.38	3.58	5.36	14.72	8.12	7.34
10	Horsegram Big	Kg.	Retail	70.28	68.48	68.33	71.97	75.60	78.46	82.22	84.06	84.64	87.55	100.19	90.21	80.17
			Wholesale	61.50	61.79	62.27	62.52	62.96	64.04	66.54	69.79	72.21	73.43	73.18	73.64	66.99
			% M M	14.28	10.83	9.73	15.12	20.08	22.53	23.57	20.46	17.21	19.23	36.92	22.49	19.67
11	Horsegram Small	Kg.	Retail	60.34	61.36	62.32	65.56	70.87	73.58	73.64	76.24	75.35	76.58	73.94	66.83	69.72
			Wholesale	53.23	53.55	55.34	56.25	56.86	57.95	59.16	61.03	62.86	64.86	63.84	63.59	59.04
			% M M	13.37	14.60	12.61	16.56	24.63	26.97	24.47	24.93	19.86	18.06	15.83	5.10	18.08
12	Pea Big	Kg.	Retail	56.40	56.25	55.66	59.35	60.56	60.44	66.93	69.88	71.76	62.10	57.33	55.38	61.00
			Wholesale	45.25	44.55	44.05	44.35	44.40	45.85	46.67	47.41	47.40	48.15	49.40	49.30	46.40
			% M M	24.64	26.26	26.35	33.82	36.40	31.82	43.42	47.41	51.40	28.97	16.06	12.33	31.48

S.No.	Commodities	Units	Year	Baishak	Jestha	Ashad	Shrawan	Bhadra	Aswin	Kartik	Marga	Poush	Magh	Falgun	Chaitra	Average
13	Pea Small	Kg.	Retail	56.40	56.25	55.66	59.35	60.56	60.44	66.93	69.88	71.76	62.10	57.33	55.38	61.00
			Wholesale	45.25	44.55	44.05	44.35	44.40	45.85	46.67	47.41	47.40	48.15	49.40	49.30	46.40
			% M M	24.64	26.26	26.35	33.82	36.40	31.82	43.42	47.41	51.40	28.97	16.06	12.33	31.48
14	Mustard Oil	Lit.	Retail	138.73	138.86	139.44	139.95	142.30	143.18	144.68	147.97	147.07	149.17	144.11	137.46	142.74
			Wholesale	128.58	129.22	130.13	128.60	132.64	132.37	133.43	134.53	136.04	136.89	137.12	137.82	133.11
			% M M	7.89	7.46	7.15	8.82	7.29	8.17	8.43	9.98	8.11	8.97	5.10	-0.26	7.23
15	Soyabean Oil	Lit.	Retail	118.11	117.84	118.15	120.46	121.67	121.40	122.82	125.22	125.47	126.07	131.50	129.63	123.19
			Wholesale	107.55	107.86	108.00	110.55	110.68	112.38	113.43	113.30	113.88	113.79	114.71	116.03	111.85
			% M M	9.82	9.25	9.40	8.97	9.93	8.02	8.28	10.52	10.18	10.79	14.64	11.72	10.15
16	Vegetable Ghee	Kg.	Retail	113.81	114.51	113.58	115.05	117.07	119.83	120.05	120.67	120.92	123.67	125.33	124.00	119.04
			Wholesale	103.88	104.63	105.46	106.25	105.68	107.98	107.32	108.29	110.24	112.14	112.00	111.86	107.98
			% M M	9.56	9.45	7.70	8.29	10.77	10.97	11.86	11.43	9.69	10.27	11.90	10.86	10.25
17	Fish Fresh	Kg.	Retail	228.91	227.14	226.94	227.23	231.19	229.00	223.84	236.00	232.24	211.93	240.17	233.25	228.99
			Wholesale	175.55	173.45	171.40	176.82	177.55	184.72	185.83	187.69	185.45	183.28	186.99	170.00	179.89
			% M M	30.39	30.95	32.40	28.51	30.21	23.97	20.45	25.74	25.23	15.63	28.44	37.21	27.29
18	Hen Egg	Nos	Retail	9.56	9.63	9.71	9.65	10.18	10.41	10.26	10.16	9.64	9.59	8.25	10.06	9.76
			Wholesale	7.70	7.78	7.89	8.02	8.09	8.01	8.00	7.99	7.95	7.94	8.00	8.09	7.96
			% M M	24.18	23.73	23.10	20.30	25.81	29.85	28.29	27.14	21.25	20.68	3.07	24.45	22.65

Note: % MM indicated gross Marketing Margin received by retailer.

Table No.3.1

## MONTHLY AVERAGE RETAIL PRICES OF SOME SELECTED AGRICULTURAL COMMODITIES OF SELECTED DISTRICTS OF NEPAL

YEAR 2068 (2011/2012)

ILLAM

S.No	Commodities	Units	Baishak	Jestha	Ashad	Shrawan	Bhadra	Aswin	Kartik	Marga	Poush	Magh	Falgun	Chaitra	Average
1	Rice Coarse	Kg.	38.00	38.20	38.40	36.40	33.86	34.88	34.74	34.60	34.80	34.60			35.85
2	Rice Medium	Kg.	42.00	42.20	42.40	40.40	39.90	39.12	38.40	38.40	41.20	41.20			40.52
3	Rice Fine	Kg.	85.00	86.00	87.00	87.00	67.80	78.00	80.50	82.50	83.00	83.00			81.98
4	Flattened Rice Local	Kg.	60.00	60.00	60.00	60.00	50.10	37.50	38.50	38.00	40.00	44.00			48.81
5	Wheat Flour	Kg.	35.00	35.00	35.00	37.50	39.10	36.80	36.50	36.20	39.60	39.20			36.99
6	Black Gram (Broken)	Kg.	170.00	170.00	172.50	170.00	158.00	126.00	157.00	188.00	180.00	180.00			167.15
7	Pigeon Pea	Kg.	140.00	140.00	140.00	154.00	137.00	121.00	122.00	126.00	130.00	156.00			136.60
8	Moong Broken	Kg.	170.00	170.00	170.00	175.00	155.00	160.00	158.00	158.00	160.00	166.00			164.20
9	Lentil Broken	Kg.	96.00	98.00	104.00	100.00	97.00	87.50	88.00	87.50	90.00	100.00			94.80
10	Soyabean	Kg.	110.00	110.00	110.00	104.00	92.30	80.00	80.00	80.00	90.00	94.00			95.03
11	Horsegram Big	Kg.													
12	Horsegram Small	Kg.	60.00	60.00	60.00	63.00	61.90	71.30	79.00	80.00	85.00	85.00			70.52
13	Pea Big	Kg.	50.00	50.00	50.00	50.00	49.90				62.00	62.00			53.41
14	Pea Small	Kg.					58.80	56.60	55.00	107.80					69.55
15	Mustard Oil	Lit.	137.00	137.00	137.00	135.00	140.10	149.00	149.00	149.40	144.00	144.00			142.15
16	Soyabean Oil	Lit.	120.00	120.00	120.00	127.00	125.50	130.00	130.00	130.00	130.00	130.00			126.25
17	Ghee	Kg.	500.00	500.00	500.00	500.00	500.00	492.00	496.00	550.00	600.00	600.00			523.80
18	Vegetable Ghee	Kg.	100.00	100.00	100.00	120.00	122.00	130.00	130.00	130.00	140.00	140.00			121.20
19	Chicken	Kg.	280.00	280.00	280.00	300.00	296.00	300.00	300.00	300.00	280.00	280.00			289.60
20	Mutton	Kg.	360.00	360.00	360.00	360.00	376.00	400.00	400.00	400.00	400.00	400.00			381.60
21	Buff	Kg.	160.00	168.00	160.00	196.00	194.00	220.00	220.00	220.00	168.00	168.00			187.40
22	Pork	Kg.	160.00	160.00	160.00	160.00	176.00	164.00	164.00	160.00	180.00	180.00			166.40
23	Fish Fresh	Kg.	200.00	194.00	200.00	200.00	200.00	220.00	216.00	206.00	200.00	200.00			203.60
24	Hen Egg	Nos	10.00	10.00	10.00	10.00	10.00	13.30	13.30	11.90	10.00	10.00			10.85
25	Milk	Lit.	28.00	28.00	28.00	30.00	30.00	33.50	34.50	35.00	35.00	35.00			31.70
26	Sugar	Kg.	65.00	65.00	65.00	65.00	65.70	66.60	67.60	69.60	70.00	75.00			67.45

Table No.3.2

## DHANKUTA

S.No	Commodities	Units	Baishak	Jestha	Ashad	Shrawan	Bhadra	Aswin	Kartik	Marga	Poush	Magh	Falgun	Chaitra	Average
1	Rice Coarse	Kg.	33.00	34.00	35.00	30.00	32.00	30.00	31.00	30.00	30.00	28.00			31.30
2	Rice Medium	Kg.	41.00	42.50	44.00	39.50	41.25	44.00	45.00	43.00	41.00	39.00			42.03
3	Rice Fine	Kg.	76.00	83.00	84.00	75.50	78.00	78.00	80.00	80.00	80.50	80.00			79.50
4	Flattened Rice Local	Kg.	42.00	40.00	40.00	37.50	38.50	40.00	40.00	40.00	40.00	40.00			39.80
5	Wheat Flour	Kg.	35.00	33.00	33.00	29.00	32.00	30.00	32.00	36.00	37.00	37.00			33.40
6	Black Gram (Broken)	Kg.	120.00	122.00	125.00	98.50	106.00	110.00	115.00	120.00	120.00	120.00			115.65
7	Pigeon Pea	Kg.	116.00	116.00	121.00	110.00	111.50	120.00	125.00	125.00	127.50	130.00			120.20
8	Moong Broken	Kg.	143.00	143.00	146.00	140.00	140.00	140.00	140.00	140.00	140.00	140.00			141.20
9	Lentil Broken	Kg.	80.00	78.00	80.00	79.00	78.50	82.00	85.00	85.00	85.00	82.50			81.50
10	Soyabean	Kg.	120.00	74.50	75.00	80.00	80.00	80.00	82.50	77.50	80.00	80.00			82.95
11	Horsegram Big	Kg.	63.00	63.00	64.00	68.50	68.50	68.00	82.50	84.00	85.00	85.00			73.15
12	Horsegram Small	Kg.													
13	Pea Big	Kg.													
14	Pea Small	Kg.													
15	Mustard Oil	Lit.	140.00	143.50	145.00	139.50	141.00	144.00	145.00	150.00	155.00	155.00			145.80
16	Soyabean Oil	Lit.	120.00	120.00	120.00	120.00	122.00	125.00	125.00	130.00	135.00	135.00			125.20
17	Ghee	Kg.	529.00	516.00	520.00	520.00	558.50	600.00	600.00	600.00	600.00	600.00			564.35
18	Vegetable Ghee	Kg.	115.00	116.00	118.00	119.00	125.00	125.00	124.50	125.00	125.00	125.00			121.75
19	Chicken	Kg.	240.00	235.00	230.00	230.00	265.00	300.00	300.00	270.00	245.00	240.00			255.50
20	Mutton	Kg.	380.00	380.00	380.00	380.00	380.00	380.00	380.00	380.00	380.00	380.00			380.00
21	Buff	Kg.	180.00	180.00	180.00	180.00	180.00	180.00	180.00	180.00	180.00	180.00			180.00
22	Pork	Kg.	160.00	160.00	160.00	160.00	170.00	160.00	160.00	160.00	160.00	160.00			161.00
23	Fish Fresh	Kg.	240.00	240.00	240.00	240.00	240.00	240.00	245.00	250.00	310.00	250.00			249.50
24	Hen Egg	Nos	10.00	10.00	10.00	10.00	11.00	12.00	12.00	12.00	12.00	12.00			11.10
25	Milk	Lit.	36.00	36.00	36.00	36.00	40.00	40.00	40.00	40.00	40.00	40.00			38.40
26	Sugar	Kg.	64.00	63.00	64.00	67.00	62.50	66.00	71.50	80.00	74.00	70.00			68.20

Table No.3.3

## BHOJPUR

S.No	Commodities	Units	Baishak	Jestha	Ashad	Shrawan	Bhadra	Aswin	Kartik	Marga	Poush	Magh	Falgun	Chaitra	Average
1	Rice Coarse	Kg.	55.00	55.00	55.00	55.00	55.00	55.00	60.00	55.00	55.00	55.00			55.50
2	Rice Medium	Kg.	60.00	60.00	60.00	62.50	65.00	65.00	65.00	65.00	65.00	62.50			63.00
3	Rice Fine	Kg.	67.50	70.00	70.00	70.00	70.00	72.50	75.00	70.00	70.00	69.00			70.40
4	Flattened Rice Local	Kg.	45.00	45.00	60.00	60.00	60.00	60.00	60.00	40.00	40.00	42.50			51.25
5	Wheat Flour	Kg.	45.00	40.00	45.00	50.00	60.00	60.00	60.00	60.00	60.00	60.00			54.00
6	Black Gram (Broken)	Kg.	130.00	130.00	130.00	130.00	130.00	120.00	140.00	100.00	100.00	110.00			122.00
7	Pigeon Pea	Kg.	120.00	120.00	120.00	120.00	120.00	132.50	135.00	130.00	130.00	130.00			125.75
8	Moong Broken	Kg.	130.00	130.00	130.00	130.00	130.00	130.00	130.00	120.00	120.00	120.00			127.00
9	Lentil Broken	Kg.	120.00	110.00	120.00	120.00	120.00	120.00	125.00	120.00	120.00	120.00			119.50
10	Soyabean	Kg.	110.00	115.00	120.00	120.00	120.00	122.50	130.00	100.00	90.00	90.00			111.75
11	Horsegram Big	Kg.	115.00												115.00
12	Horsegram Small	Kg.					120.00	120.00	120.00	120.00	120.00	120.00			120.00
13	Pea Big	Kg.	115.00	115.00	115.00	120.00	120.00	115.00	110.00	120.00	120.00	120.00			117.00
14	Pea Small	Kg.	120.00	120.00	120.00	120.00									120.00
15	Mustard Oil	Lit.	180.00	180.00	180.00	180.00	180.00	180.00	180.00	180.00	180.00	180.00			180.00
16	Soyabean Oil	Lit.	160.00	160.00	160.00	160.00	160.00	160.00	160.00	160.00	150.00	150.00			158.00
17	Ghee	Kg.	500.00	500.00	500.00	500.00	500.00	500.00	500.00	500.00	500.00	500.00			500.00
18	Vegetable Ghee	Kg.	160.00	160.00	160.00	165.00	170.00	172.50	175.00	175.00	180.00	180.00			169.75
19	Chicken	Kg.	350.00	350.00	350.00	350.00	350.00	350.00	350.00	350.00	350.00	350.00			350.00
20	Mutton	Kg.	350.00	350.00	350.00	350.00	350.00	350.00	350.00	350.00	350.00	350.00			350.00
21	Buff	Kg.	225.00	200.00	200.00	200.00	200.00	200.00	200.00	200.00	200.00	200.00			202.50
22	Pork	Kg.	180.00	180.00	180.00	180.00	180.00	180.00	180.00	180.00	180.00	160.00			178.00
23	Fish Fresh	Kg.													
24	Hen Egg	Nos	15.00	15.00	15.00	15.00	15.00	15.00	15.00	15.00	14.00	15.00			14.90
25	Milk	Lit.	40.00	40.00	40.00	40.00	40.00	40.00	40.00	40.00	40.00	40.00			40.00
26	Sugar	Kg.	75.00	75.00	75.00	80.00	80.00	80.00	85.00	80.00	80.00	80.00			79.00

Table No.3.4

JHAPA

S.No	Commodities	Units	Baishak	Jestha	Ashad	Shrawan	Bhadra	Aswin	Kartik	Marga	Poush	Magh	Falgun	Chaitra	Average
1	Rice Coarse	Kg.	32.00	32.00	33.00	32.00	33.50	33.50	36.00	36.00				32.00	33.33
2	Rice Medium	Kg.	39.00	40.00	40.00	41.00	43.00	43.50	45.50	46.00				39.00	41.89
3	Rice Fine	Kg.	75.00	75.00	75.00	81.00	82.50	85.00	91.00	90.00				75.00	81.06
4	Flattened Rice Local	Kg.	39.00	40.00	43.00	44.00	42.50	43.00	45.00	45.00				39.00	42.28
5	Wheat Flour	Kg.	33.00	33.00	36.00	37.00	39.00	40.00	45.00	45.00				33.00	37.89
6	Black Gram (Broken)	Kg.	90.00	90.00	100.00	100.00	105.00	107.50	115.00	115.00				90.00	101.39
7	Pigeon Pea	Kg.	105.00	110.00	110.00	110.00	110.00	112.50	120.00	120.00				105.00	111.39
8	Moong Broken	Kg.	125.00	125.00	125.00	127.50	135.00	137.50	145.00	145.00				125.00	132.22
9	Lentil Broken	Kg.	90.00	105.00	105.00	102.50	107.50	110.00	120.00	125.00				90.00	106.11
10	Soyabean	Kg.	75.00	75.00	82.50	87.50	100.00	107.50	121.00	125.00				75.00	94.28
11	Horsegram Big	Kg.	56.00	60.00	60.00	65.00	77.50	80.00	90.00	90.00				56.00	70.50
12	Horsegram Small	Kg.	51.00	55.00	55.00	60.00	72.50	75.00	85.00	85.00				51.00	65.50
13	Pea Big	Kg.	50.00	50.00	50.00	55.00	62.50	64.00	70.00	70.00				50.00	57.94
14	Pea Small	Kg.	44.00	44.00	44.00	50.00	60.00	61.50	68.00	68.00				44.00	53.72
15	Mustard Oil	Lit.	130.00	130.00	130.00	142.50	145.00	145.00	150.00	150.00				130.00	139.17
16	Soyabean Oil	Lit.	105.00	105.00	105.00	125.00	127.50	130.00	140.00	140.00				105.00	120.28
17	Ghee	Kg.	650.00	650.00	650.00	650.00	700.00	700.00	700.00	700.00				650.00	672.22
18	Vegetable Ghee	Kg.	110.00	110.00	110.00	112.50	120.00	120.00	130.00	130.00				110.00	116.94
19	Chicken	Kg.	275.00	275.00	275.00	280.00	280.00	280.00	260.00	260.00				275.00	273.33
20	Mutton	Kg.	400.00	400.00	400.00	425.00	450.00	450.00	450.00	450.00				400.00	425.00
21	Buff	Kg.	250.00	250.00	250.00	260.00	260.00	255.00	250.00	250.00				250.00	252.78
22	Pork	Kg.	250.00	250.00	250.00	260.00	260.00	255.00	250.00	250.00				250.00	252.78
23	Fish Fresh	Kg.	235.00	235.00	235.00	240.00	240.00	245.00	240.00	240.00				235.00	238.33
24	Hen Egg	Nos	13.00	13.00	13.00	13.00	15.00	15.00	15.00	15.00				13.00	13.89
25	Milk	Lit.	40.00	40.00	45.00	45.00	45.00	45.00	45.00	45.00				40.00	43.33
26	Sugar	Kg.	65.00	65.00	65.00	70.00	72.50	72.50	72.50	75.00				65.00	69.17

Table No.3.5

## MORANG

S.No	Commodities	Units	Baishak	Jestha	Ashad	Shrawan	Bhadra	Aswin	Kartik	Marga	Poush	Magh	Falgun	Chaitra	Average
1	Rice Coarse	Kg.	31.00	31.00	28.00	28.00	28.00	31.50	31.50	30.50	29.67	30.66	27.00	27.00	29.49
2	Rice Medium	Kg.	38.40	38.40	32.00	36.20	38.30	41.50	41.50	40.00	37.67	38.18	31.66	31.66	37.12
3	Rice Fine	Kg.	64.40	64.40	64.40	55.00	53.15	53.30	53.30	53.30	56.67	55.83	45.00	45.00	55.31
4	Flattened Rice Local	Kg.	52.00	52.00	52.00	49.00	45.85	48.30	48.30	48.30	47.50	44.17	36.66	36.66	46.73
5	Wheat Flour	Kg.	30.00	30.00	30.00	30.00	30.00	30.00	30.00	30.00	28.33	28.83	26.00	26.00	29.10
6	Black Gram (Broken)	Kg.	90.00	90.00	96.00	100.00	115.00	100.00	100.00	104.00	97.50	88.33	90.00	90.00	96.74
7	Pigeon Pea	Kg.	104.00	104.00	104.00	102.00	107.50	115.00	115.00	116.00	111.67	110.00	111.66	111.66	109.37
8	Moong Broken	Kg.	118.00	118.00	116.00	120.00	117.50	115.00	115.00	120.00	120.00	114.17	115.00	115.00	116.97
9	Lentil Broken	Kg.	75.00	75.00	75.00	70.00	75.50	75.00	75.00	76.50	77.50	71.50	71.33	71.33	74.05
10	Soyabean	Kg.	75.00	75.00	72.00	70.00	70.00	72.50	72.50	92.50	88.67	82.50	81.66	81.66	77.83
11	Horsegram Big	Kg.	115.00	115.00	115.00	120.00	140.00	150.00	150.00	172.00	175.00	175.84	181.66	181.66	149.26
12	Horsegram Small	Kg.	57.60	57.60	64.00	65.00	69.00	72.65	48.00	55.00	70.34	70.00	52.66	52.66	61.21
13	Pea Big	Kg.	44.00	44.00	42.00	46.00	47.00	48.00	150.00	172.00	175.00	51.67	55.00	55.00	77.47
14	Pea Small	Kg.	80.00	80.00	80.00	90.00	67.50	56.00	72.65	76.00	77.50	81.66	81.66	81.66	77.05
15	Mustard Oil	Lit.	130.00	130.00	130.00	133.00	140.00	140.00	140.00	148.00	146.67	142.50	141.66	141.66	138.62
16	Soyabean Oil	Lit.	105.00	105.00		119.00	122.50	123.50	123.50	120.00	120.00	120.00	125.00	125.00	118.95
17	Ghee	Kg.	430.00	430.00	430.00	430.00	430.00	450.00	450.00	450.00	450.00	450.00	550.00	550.00	458.33
18	Vegetable Ghee	Kg.	115.00	115.00		118.00	121.50	120.00	120.00	120.00	120.00	120.00	125.00	125.00	119.95
19	Chicken	Kg.	265.00	265.00	220.00	222.00	232.00	230.00	230.00	260.00	240.00	200.00	166.66	166.66	224.78
20	Mutton	Kg.	400.00	400.00	400.00	400.00	400.00	400.00	400.00	400.00	400.00	358.33	440.00	440.00	403.19
21	Buff	Kg.	200.00	200.00		200.00	225.00	200.00	200.00	200.00	200.00	200.00	220.00	220.00	205.91
22	Pork	Kg.				200.00									
23	Fish Fresh	Kg.	182.00	182.00	180.00	190.00	201.50	158.00	158.00	213.00	178.33	186.67	206.00	206.00	186.79
24	Hen Egg	Nos	9.00	9.00		9.00	9.00	9.00	9.00	9.00	9.67	9.83	10.00	10.00	9.32
25	Milk	Lit.	45.20	45.20	47.60	43.80	47.80	48.00	48.00	48.00	47.34	44.67	58.66	58.66	48.58
26	Sugar	Kg.	52.50	52.50	50.00	60.00	60.00	61.00	61.00	64.00	69.00	67.33	61.33	61.33	60.00

Table No.3.6

KATHMANDU 2068

S.No	Commodities	Units	Baishak	Jestha	Ashad	Shrawan	Bhadra	Aswin	Kartik	Marga	Poush	Magh	Falgun	Chaitra	Average
1	Rice Coarse	Kg.	34.00	35.00	35.00	35.00	33.50	33.00	35.00	35.00	35.00	35.00	35.00	35.00	34.63
2	Rice Medium	Kg.	50.00	50.00	50.00	50.00	50.00	50.00	50.00	50.00	50.00	50.00	50.00	50.00	50.00
3	Rice Fine	Kg.	73.00	73.00	75.00	80.00	80.00	80.00	83.00	83.00	83.00	83.00	83.00	83.00	79.92
4	Flattened Rice	Kg.	50.00	50.00	50.00	50.00	50.00	50.00	50.00	50.00	51.50	53.00	53.00	53.00	50.88
5	Wheat Flour	Kg.	36.00	36.00	36.00	36.00	36.00	36.00	35.00	35.00	35.00	35.00	35.00	35.00	35.50
6	Black Gram (Broken)	Kg.	115.00	114.00	114.00	111.50	107.50	105.00	105.00	105.00	105.00	105.00	105.00	105.00	108.08
7	Pigeon Pea	Kg.	130.00	125.00	125.00	113.00	109.00	105.00	104.00	103.00	105.00	107.00	107.00	107.00	111.67
8	Moong Broken	Kg.	135.00	134.00	137.00	114.00	116.00	117.00	117.00	117.00	115.00	113.00	113.00	113.00	120.08
9	Lentil Broken	Kg.	95.00	98.50	105.00	105.00	99.00	92.50	80.00	83.00	83.00	83.00	83.00	83.00	90.83
10	Soyabean	Kg.	95.00	96.00	98.50	88.00	83.00	89.00	95.00	93.00	95.00	95.00	93.00	93.00	92.79
11	Horsegram Big	Kg.	67.00	67.00	77.00	77.00	77.00	78.50	83.00	91.00	95.00	97.00	97.00	97.00	83.63
12	Horsegram Small	Kg.	63.00	63.00	83.00	83.00	83.00	80.00	75.00	77.00	77.00	80.00	86.00	86.00	78.00
13	Pea Big	Kg.	55.00	55.00	57.00	57.00	57.00	57.00	57.00	57.00	57.00	57.00	57.00	57.00	56.67
14	Pea Small	Kg.	85.00	85.00	85.00	75.00	75.00	75.00	75.00	75.00	77.00	77.00	77.00	77.00	78.17
15	Mustard Oil	Lit.	120.00	115.00	132.50	137.50	129.00	131.00	133.00	133.00	138.50	137.00	137.00	137.00	131.71
16	Soyabean Oil	Lit.	116.00	106.50	118.00	124.00	125.00	124.00	123.00	121.50	133.00	133.00	133.00	133.00	124.17
17	Ghee	Kg.	410.00	410.00	410.00	410.00	410.00	450.00	450.00	452.50	455.00	455.00	455.00	455.00	435.21
18	Vegetable Ghee	Kg.	123.00	130.00	127.00	133.00	135.00	147.00	123.00	123.00	133.00	133.00	133.00	133.00	131.08
19	Chicken	Kg.	245.00	216.00	202.50	225.00	235.00	227.50	204.00	175.00	189.00	215.00	190.00	190.00	209.50
20	Mutton	Kg.	500.00	500.00	512.50	525.00	512.50	525.00	550.00	550.00	590.00	590.00	590.00	590.00	544.58
21	Buff	Kg.	220.00	222.50	225.00	225.00	215.00	215.00	225.00	225.00	225.00	225.00	225.00	225.00	222.71
22	Pork	Kg.	205.00	206.00	207.00	207.00	221.00	242.50	250.00	250.00	255.00	255.00	255.00	255.00	234.04
23	Fish Fresh	Kg.	175.00	175.00	175.00	175.00	175.00	175.00	175.00	140.00	175.00	175.00	175.00	175.00	172.08
24	Hen Egg	Nos	8.00	8.00	8.00	8.00	8.00	8.00	8.00	8.00	8.00	8.00	8.00	8.00	8.00
25	Milk	Lit.	45.00	45.00	45.00	45.00	45.00	45.00	45.00	45.00	45.00	47.00	49.00	49.00	45.83
26	Sugar	Kg.	64.00	64.50	66.00	67.00	67.00	66.00	70.00	73.50	71.00	67.00	65.00	65.00	67.17

Table No.3.7

## NUWAKOT

S.No	Commodities	Units	Baishak	Jestha	Ashad	Shrawan	Bhadra	Aswin	Kartik	Marga	Poush	Magh	Falgun	Chaitra	Average
1	Rice Coarse	Kg.	34.40	34.40	34.40	44.20	40.00	39.50	36.00	33.00	33.00	31.50	35.50		35.99
2	Rice Medium	Kg.	45.60	45.60	46.20	50.20	50.00	47.50	48.00	45.00	45.00	42.50	52.50		47.10
3	Rice Fine	Kg.	59.00	59.00	59.00	89.80	81.00	65.00	92.00	63.00	63.00	57.50	63.50		68.35
4	Flattened Rice Local	Kg.	54.40	53.80	53.80	40.00	46.50	51.50	56.00	53.20	53.20	52.50	60.00		52.26
5	Wheat Flour	Kg.	39.20	39.20	39.20	39.40	39.50	40.00	40.00	41.80	41.80	45.50	47.50		41.19
6	Black Gram (Broken)	Kg.	114.00	114.50	113.00	110.00	115.50	110.00	100.00	109.60	109.60	110.00	113.50		110.88
7	Pigeon Pea	Kg.	114.00	119.00	120.00	95.00	113.00	122.50	120.00	126.00	123.00	120.00	120.00		117.50
8	Moong Broken	Kg.	139.00	134.00	134.00	121.00	120.00	122.50	120.00	124.40	124.40	120.00	127.50		126.07
9	Lentil Broken	Kg.	86.00	85.30	88.60	90.40	88.00	92.50	85.00	91.40	91.40	91.00	92.50		89.28
10	Soyabean	Kg.	65.20	65.20	65.00	65.00	79.00	74.00	70.00	73.00	73.00	75.00	75.00		70.85
11	Horsegram Big	Kg.	65.00	65.00	65.00	115.50	123.00	125.50	125.00	91.20	91.20	90.00	92.50		95.35
12	Horsegram Small	Kg.	62.00	62.00	62.00	75.80	79.00	75.00	70.00	84.60	84.60	82.50	81.00		74.41
13	Pea Big	Kg.	47.20	48.00	48.80	75.70	67.00	65.00	60.00	58.00	58.00	62.50	65.00		59.56
14	Pea Small	Kg.	54.40	54.40	54.40	100.00	99.50	82.00	70.00	52.40	52.40	52.50	61.00		66.64
15	Mustard Oil	Lit.	135.00	135.00	135.00	137.60	139.00	139.00	137.50	146.00	146.00	170.00	170.00		144.55
16	Soyabean Oil	Lit.	116.00	123.00	123.00	118.00	118.00	117.50	118.00	126.20	126.20	130.00	130.00		122.35
17	Ghee	Kg.	600.00	600.00	600.00	600.00	475.00	625.00	690.00	640.00	657.50	645.00	625.00		614.32
18	Vegetable Ghee	Kg.	117.00	116.50	115.00	105.00	115.00	115.00	109.00	127.00	127.00	120.00	120.00		116.95
19	Chicken	Kg.	260.00	260.00	260.00	250.00	250.00	245.00	240.00	238.00	238.00	250.00	250.00		249.18
20	Mutton	Kg.	500.00	500.00	500.00	500.00	500.00	500.00	525.00	520.00	520.00	550.00	550.00		515.00
21	Buff	Kg.	240.00	240.00	240.00	200.00	200.00	200.00	200.00	180.00	180.00	215.00	275.00		215.45
22	Pork	Kg.	230.00	230.00	230.00	250.00	250.00	275.00	250.00	244.00	244.00	250.00	300.00		250.27
23	Fish Fresh	Kg.	240.00	240.00	240.00	250.00	250.00	250.00	250.00	300.00	300.00	300.00	325.00		267.73
24	Hen Egg	Nos	8.00	8.00	8.00	9.10	9.30	9.00	9.00	8.90	8.90	9.00	9.00		8.75
25	Milk	Lit.	48.80	48.80	48.80	59.00	54.50	55.00	62.50	59.00	59.00	56.00	56.00		55.22
26	Sugar	Kg.	63.40	61.60	61.60	69.30	67.50	66.50	66.50	71.20	71.20	70.00	75.00		67.62

Table No.3.8

## DHANUSHA

S.No	Commodities	Units	Baishak	Jestha	Ashad	Shrawan	Bhadra	Aswin	Kartik	Marga	Poush	Magh	Falgun	Chaitra	Average
1	Rice Coarse	Kg.	35.00	35.00	31.00	30.50	30.00	30.00	30.00	28.00	28.00			35.00	31.25
2	Rice Medium	Kg.	40.00	40.00	35.50	34.50	39.00	38.00	38.00	30.00	30.00			40.00	36.50
3	Rice Fine	Kg.	65.00	65.00	65.00	70.00	71.00	70.00	70.00	50.00	50.00			65.00	64.10
4	Flattened Rice Local	Kg.	50.00	50.00	50.00	40.00	42.50	45.00	45.00	35.00	35.00			50.00	44.25
5	Wheat Flour	Kg.	36.00	36.00	40.00	35.00	40.00	40.00	40.00	30.00	30.00			36.00	36.30
6	Black Gram (Broken)	Kg.	100.00	100.00	90.00	100.00	105.00	110.00	110.00	100.00	100.00			100.00	101.50
7	Pigeon Pea	Kg.	100.00	100.00	90.00	150.00	110.00	110.00	110.00	100.00	100.00			100.00	107.00
8	Moong Broken	Kg.	150.00	150.00	125.00	150.00	120.00	120.00	120.00	100.00	100.00			150.00	128.50
9	Lentil Broken	Kg.	90.00	90.00	80.00	95.00	90.00	110.00	110.00	70.00	70.00			90.00	89.50
10	Soyabean	Kg.	65.00	65.00	65.00	67.50	80.00	90.00	90.00	65.00	65.00			65.00	71.75
11	Horsegram Big	Kg.	60.00	61.00	55.00	60.00	65.00	70.00	70.00	60.00	61.00			60.00	62.20
12	Horsegram Small	Kg.	55.00	57.50	53.00	60.00	65.00	70.00	70.00	55.00	57.50			55.00	59.80
13	Pea Big	Kg.	50.00	50.00	50.00	65.00	65.00	70.00	70.00	50.00	50.00			50.00	57.00
14	Pea Small	Kg.	60.00	60.00	55.00	60.00	60.00	65.00	65.00	60.00	60.00			60.00	60.50
15	Mustard Oil	Lit.	140.00	140.00	140.00	150.00	155.00	160.00	160.00	150.00	150.00			140.00	148.50
16	Soyabean Oil	Lit.	130.00	130.00	120.00	130.00	130.00	130.00	130.00	140.00	140.00			130.00	131.00
17	Ghee	Kg.	450.00	450.00	450.00	450.00	450.00	450.00	450.00	500.00	500.00			450.00	460.00
18	Vegetable Ghee	Kg.	95.00	100.00	100.00	100.00	110.00	125.00	125.00	100.00	100.00			95.00	105.00
19	Chicken	Kg.	225.00	225.00	225.00	240.00	240.00	250.00	250.00	225.00	225.00			225.00	233.00
20	Mutton	Kg.	450.00	450.00	450.00	450.00	450.00	500.00	500.00	450.00	450.00			450.00	460.00
21	Buff	Kg.													
22	Pork	Kg.													
23	Fish Fresh	Kg.	350.00	350.00	350.00	350.00	350.00	350.00	350.00	350.00	350.00			350.00	350.00
24	Hen Egg	Nos	10.00	10.00	10.00	10.00	10.00	12.00	12.00	10.00	10.00			10.00	10.40
25	Milk	Lit.	50.00	55.00	60.00	50.00	50.00	50.00	50.00	60.00	60.00			50.00	53.50
26	Sugar	Kg.	64.00	61.00	60.00	64.50	62.00	62.00	62.00	64.50	68.00			64.00	63.20

Table No.3.9

## PARSA

S.No	Commodities	Units	Baishak	Jestha	Ashad	Shrawan	Bhadra	Aswin	Kartik	Marga	Poush	Magh	Falgun	Chaitra	Average
1	Rice Coarse	Kg.	36.00	35.00	36.00	36.00	34.50	35.10	30.50	24.80	25.75	27.50	29.00	29.00	31.60
2	Rice Medium	Kg.	44.50	45.00	45.00	45.00	42.70	40.50	37.20	31.50	33.50	37.50	40.00	40.00	40.20
3	Rice Fine	Kg.	65.50	66.00	65.50	65.50	63.40	63.50	66.00	64.70	64.50	64.50	64.00	64.00	64.76
4	Flattened Rice Local	Kg.	40.00	40.00	39.00	39.00	43.30	43.00	42.00	40.00	40.00	40.00	40.00	40.00	40.53
5	Wheat Flour	Kg.	27.00	26.00	27.00	27.00	30.50	30.50	30.00	32.00	29.50	28.50	30.00	30.00	29.00
6	Black Gram (Broken)	Kg.	97.50	90.00	84.50	84.50	93.00	92.10	92.00	92.00	92.50	95.50	100.00	100.00	92.80
7	Pigeon Pea	Kg.	133.00	135.00	133.00	133.00	122.50	120.00	115.00	110.00	111.00	112.50	115.00	115.00	121.25
8	Moong Broken	Kg.	139.50	140.00	137.50	137.50	132.50	130.00	125.00	125.00	124.50	124.50	135.00	135.00	132.17
9	Lentil Broken	Kg.	83.50	80.00	80.00	80.00	80.50	75.00	74.50	71.00	73.00	75.00	75.00	75.00	76.88
10	Soyabean	Kg.	65.00	64.00	64.00	64.00	79.00	80.50	80.00	80.00	80.00	80.00	78.00	78.00	74.38
11	Horsegram Big	Kg.	68.00	67.00	67.50	67.50	72.00	72.00	72.00	72.20	73.50	74.50	80.00	80.00	72.18
12	Horsegram Small	Kg.	56.00	58.00	56.50	56.50	70.00	70.00	69.50	70.00	70.00	71.00	74.00	74.00	66.29
13	Pea Big	Kg.	49.00	47.00	50.00	50.00	50.00	50.00	50.00	50.00	50.00	50.00	54.00	54.00	50.33
14	Pea Small	Kg.	94.50	94.00	91.00	91.00	80.00	80.00	80.00	80.00	83.50	86.00	90.00	90.00	86.67
15	Mustard Oil	Lit.	130.00	130.00	130.00	130.00	140.00	139.00	137.50	135.00	140.00	145.00	134.00	134.00	135.38
16	Soyabean Oil	Lit.	118.00	118.00	117.00	117.00	130.00	130.00	130.00	130.00	131.00	135.50	145.00	145.00	128.88
17	Ghee	Kg.	400.00	400.00	400.00	400.00	495.00	527.00	550.00	550.00	550.00	550.00	550.00	550.00	493.50
18	Vegetable Ghee	Kg.	123.00	125.00	122.00	122.00	115.00	115.00	110.50	110.00	110.00	122.50	136.00	136.00	120.58
19	Chicken	Kg.	240.00	240.00	240.00	240.00	240.00	240.00	240.00	240.00	230.00	200.00	220.00	220.00	232.50
20	Mutton	Kg.	400.00	400.00	400.00	400.00	400.00	400.00	400.00	400.00	400.00	400.00	400.00	400.00	400.00
21	Buff	Kg.	177.50	180.00	180.00	180.00	175.00	175.00	175.00	175.00	175.00	175.00	175.00	175.00	176.46
22	Pork	Kg.	185.00	200.00	200.00	200.00	170.00	170.00	170.00	170.00	170.00	170.00	170.00	170.00	178.75
23	Fish Fresh	Kg.	205.50	192.00	190.00	190.00	202.50	203.00	191.50	175.00	177.50	187.50	225.00	225.00	197.04
24	Hen Egg	Nos	8.00	8.00	8.00	8.00	9.00	10.00	10.00	10.00	8.00	8.00	7.50	7.50	8.50
25	Milk	Lit.	40.00	40.00	40.00	40.00	43.00	45.00	44.00	43.00	40.00	40.00	40.00	40.00	41.25
26	Sugar	Kg.	69.00	70.00	69.00	69.00	65.00	66.00	64.00	65.00	67.50	68.00	68.00	68.00	67.38

Table No.3.10

## CHITWAN

S.No	Commodities	Units	Baishak	Jestha	Ashad	Shrawan	Bhadra	Aswin	Kartik	Marga	Poush	Magh	Falgun	Chaitra	Average
1	Rice Coarse	Kg.	38.00	38.00	38.00	37.00	38.00	40.00	33.00	30.00	31.00	32.00	32.00		35.18
2	Rice Medium	Kg.	40.00	40.50	41.00	40.00	45.00	43.00	37.50	36.00	35.50	35.00	35.00		38.95
3	Rice Fine	Kg.	54.00	54.00	54.00	54.00	55.00	52.00	46.50	50.00	50.00	50.00	50.00		51.77
4	Flattened Rice Local	Kg.	40.00	40.00	40.00	40.00	40.00	39.00	38.00	39.00	36.00	36.00	36.00		38.55
5	Wheat Flour	Kg.	34.00	33.50	34.00	33.00	33.00	33.50	34.00	27.00	28.00	28.00	29.00		31.55
6	Black Gram (Broken)	Kg.	100.00	100.00	95.00	95.00	100.00	90.00	90.00	85.00	91.00	92.00	95.00		93.91
7	Pigeon Pea	Kg.	120.00	115.00	115.00	115.00	115.00	105.00	107.50	105.00	110.00	110.00	110.00		111.59
8	Moong Broken	Kg.	130.00	122.50	120.00	110.00	130.00	130.00	110.00	117.50	115.00	115.00	115.00		119.55
9	Lentil Broken	Kg.	85.50	81.50	80.00	85.00	90.00	75.00	78.50	80.00	75.00	75.00	75.00		80.05
10	Soyabean	Kg.	61.00	61.50	62.00	65.00	75.00	75.00	63.50	75.00	67.50	70.00	70.00		67.77
11	Horsegram Big	Kg.	65.00	65.00	65.00	65.00	70.00	81.00	84.50	77.50	77.50	75.00	75.00		72.77
12	Horsegram Small	Kg.	60.00	60.00	61.00	60.00	65.00	80.00	80.00	75.00	75.00	75.00	70.00		69.18
13	Pea Big	Kg.	45.00	45.00	45.00	45.00	50.00	49.00	50.00	55.00	55.00	55.00	55.00		49.91
14	Pea Small	Kg.	65.00	80.00	80.00	80.00	75.00	67.50	61.00	60.00	65.00	67.50	70.00		70.09
15	Mustard Oil	Lit.	140.00	140.00	140.00	140.00	140.00	142.50	149.00	150.00	150.00	150.00	132.00		143.05
16	Soyabean Oil	Lit.	113.00	114.50	115.00	120.00	120.00	125.00	126.00	127.50	130.00	128.00	128.00		122.45
17	Ghee	Kg.	470.00	470.00	470.00	480.00	480.00	480.00	480.00	480.00	495.00	510.00	510.00		484.09
18	Vegetable Ghee	Kg.	112.00	112.00	115.00	120.00	120.00	120.00	120.00	120.00	120.00	120.00	120.00		118.09
19	Chicken	Kg.	245.00	200.00	210.00	240.00	220.00	200.00	200.00	180.00	190.00	200.00	200.00		207.73
20	Mutton	Kg.	380.00	380.00	380.00	380.00	380.00	390.00	390.00	400.00	400.00	400.00	460.00		394.55
21	Buff	Kg.	180.00	200.00	200.00	200.00	200.00	200.00	200.00	200.00	190.00	180.00	180.00		193.64
22	Pork	Kg.	200.00	200.00	200.00	200.00	200.00	200.00	200.00	200.00	200.00	200.00	200.00		200.00
23	Fish Fresh	Kg.	180.00	180.00	180.00	170.00	170.00	180.00	180.00	180.00	180.00	180.00	180.00		178.18
24	Hen Egg	Nos	7.00	7.00	7.00	7.00			8.00	7.00	7.00	7.00	7.00		7.11
25	Milk	Lit.	45.00	45.00	45.00	45.00	45.00	44.50	45.00	45.00	47.50	50.00	50.00		46.09
26	Sugar	Kg.	60.00	60.00	60.00	60.00	64.00	65.50	69.00	70.50	65.00	65.00	62.00		63.73

Table No.3.11

KASKI

S.No	Commodities	Units	Baishak	Jestha	Ashad	Shrawan	Bhadra	Aswin	Kartik	Marga	Poush	Magh	Falgun	Chaitra	Average
1	Rice Coarse	Kg.	42.00	42.00	44.00	45.00	45.00	42.00	45.00	45.00	45.00	45.00	43.00		43.91
2	Rice Medium	Kg.	65.00	63.50	64.50	66.50	66.50	65.00	66.50	65.00	64.00	64.50	65.00		65.09
3	Rice Fine	Kg.	98.00	98.00	96.50	98.00	98.00	99.00	96.50	97.00	96.00	95.00	95.00		97.00
4	Flattened Rice Local	Kg.	44.00	45.00	45.00	46.50	46.50	48.00	46.50	46.50	48.00	45.50	48.00		46.32
5	Wheat Flour	Kg.	38.00	38.00	38.00	36.50	35.00	35.00	34.50	33.00	33.00	33.00	35.00		35.36
6	Black Gram (Broken)	Kg.	110.00	112.50	112.50	111.50	111.50	109.00	112.50	110.00	108.00	106.50	105.00		109.91
7	Pigeon Pea	Kg.	112.50	111.00	117.50	110.00	116.00	110.00	112.50	115.00	115.00	115.00	115.00		113.59
8	Moong Broken	Kg.	132.50	135.00	130.00	130.00	142.50	142.50	130.00	127.50	130.00	127.50	130.00		132.50
9	Lentil Broken	Kg.	93.50	92.50	92.50	93.50	92.50	86.50	91.00	87.50	90.00	87.50	85.00		90.18
10	Soyabean	Kg.	72.00	75.00	75.00	75.00	77.50	75.00	80.00	75.00	80.00	72.50	70.00		75.18
11	Horsegram Big	Kg.	61.00	61.00	61.00	60.00	64.00	69.00	73.00	77.50	76.00	71.50	75.00		68.09
12	Horsegram Small	Kg.	67.00	68.00	67.00	68.00	70.00	72.50	78.00	82.50	81.00	76.50	80.00		73.68
13	Pea Big	Kg.	52.00	51.00	50.00	50.00	56.00	53.00	53.20	57.50	56.40	59.50	58.00		54.24
14	Pea Small	Kg.	58.00	56.00	57.00	57.00	61.00	58.00	58.60	63.00	61.20	63.80	62.00		59.60
15	Mustard Oil	Lit.	139.00	140.00	140.00	140.00	142.50	150.00	145.00	146.50	150.00	150.00	150.00		144.82
16	Soyabean Oil	Lit.	117.50	117.50	120.00	122.00	117.50	120.60	122.50	123.50	130.00	123.50	128.00		122.05
17	Ghee	Kg.	490.00	495.00	495.00	510.00	505.00	505.00	500.00	490.00	510.00	495.00	500.00		499.55
18	Vegetable Ghee	Kg.	110.00	110.00	110.00	117.50	117.50	112.50	112.50	120.00	120.00	117.50	118.00		115.05
19	Chicken	Kg.	270.00	260.00	260.00	275.00	270.00	270.00	246.00	200.00	204.00	282.00	270.00		255.18
20	Mutton	Kg.	500.00	500.00	500.00	500.00	500.00	500.00	524.00	540.00	540.00	540.00	540.00		516.73
21	Buff	Kg.	212.50	212.50	215.00	215.00	215.00	215.00	216.50	222.50	225.00	217.00	215.00		216.45
22	Pork	Kg.	205.00	205.00	210.00	210.00	210.00	210.00	210.00	217.50	217.00	212.00	210.00		210.59
23	Fish Fresh	Kg.	200.00	200.00	195.00	200.00	200.00	200.00	200.00	205.00	210.00	270.00	330.00		219.09
24	Hen Egg	Nos	8.50	9.00	9.00	9.00	9.00	8.50	8.50	9.00	9.00	9.00	8.00		8.77
25	Milk	Lit.	50.00	52.00	54.00	52.00	52.00	58.00	54.40	54.00	58.00	56.40	58.00		54.44
26	Sugar	Kg.	63.00	63.50	62.00	63.00	69.00	68.00	71.10	73.50	75.00	66.50	68.00		67.51

Table No.3.12

PALPA

S.No	Commodities	Units	Baishak	Jestha	Ashad	Shrawan	Bhadra	Aswin	Kartik	Marga	Poush	Magh	Falgun	Chaitra	Average
1	Rice Coarse	Kg.	33.50	33.60	33.80	35.20	35.40	35.40	35.60	35.40	29.70	27.20			33.48
2	Rice Medium	Kg.	41.50	42.10	42.40	45.40	46.10	46.20	46.40	46.60	38.70	31.80			42.72
3	Rice Fine	Kg.	71.20	71.20	71.20	71.20	71.20	71.20	71.20	71.20	70.00	69.40			70.90
4	Flattened Rice Local	Kg.	42.40	42.60	42.80	43.00	43.00	43.00	43.10	43.20	38.80	38.10			42.00
5	Wheat Flour	Kg.	32.50	31.30	31.60	31.80	31.80	31.80	31.00	29.90	28.60	27.80			30.81
6	Black Gram (Broken)	Kg.	117.80	118.60	119.60	119.80	119.80	119.80	119.80	119.80	119.60	119.60			119.42
7	Pigeon Pea	Kg.	121.00	116.00	112.00	112.00	119.50	119.60	117.50	118.10	116.90	116.20			116.88
8	Moong Broken	Kg.	160.40	160.40	149.20	156.00	158.70	158.80	159.00	159.20	159.40	159.40			158.05
9	Lentil Broken	Kg.	80.40	80.30	78.40	79.20	79.10	78.60	78.20	78.40	78.40	78.40			78.94
10	Soyabean	Kg.	65.70	66.10	66.40	66.40	67.30	67.80	77.20	77.30	77.90	77.60			70.97
11	Horsegram Big	Kg.	64.60	64.60	62.60	63.60	65.90	66.40	88.20	83.60	82.80	82.80			72.51
12	Horsegram Small	Kg.	60.50	60.40	60.80	61.20	64.20	64.60	83.20	81.20	80.70	80.40			69.72
13	Pea Big	Kg.	48.80	48.80	48.80	48.80	49.20	49.20	52.00	53.40	53.70	54.30			50.70
14	Pea Small	Kg.													
15	Mustard Oil	Lit.	123.60	127.10	130.40	130.40	133.20	133.20	134.80	138.80	141.90	143.30			133.67
16	Soyabean Oil	Lit.	114.80	116.30	120.40	120.40	120.40	120.40	120.00	120.00	123.60	129.80			120.61
17	Ghee	Kg.	550.00	550.00	550.00	550.00	600.00	600.00	600.00	600.00	600.00	600.00			580.00
18	Vegetable Ghee	Kg.	118.70	119.00	119.40	120.00	120.00	120.00	120.00	120.00	120.00	119.80			119.69
19	Chicken	Kg.	250.00	240.00	240.00	240.00	240.00	240.00	220.00	220.00	180.00	220.00			229.00
20	Mutton	Kg.	400.00	400.00	400.00	400.00	400.00	400.00	400.00	400.00	400.00	400.00			400.00
21	Buff	Kg.	240.00	240.00	240.00	250.00	250.00	250.00	250.00	250.00	250.00	250.00			247.00
22	Pork	Kg.	190.00	190.00	190.00	190.00	190.00	190.00	190.00	190.00	190.00	190.00			190.00
23	Fish Fresh	Kg.	220.00	220.00	220.00	220.00	220.00	220.00	220.00	220.00	220.00	220.00			220.00
24	Hen Egg	Nos	7.90	8.00	8.00	8.00	8.00	8.00	8.00	8.00	8.00	7.85			7.98
25	Milk	Lit.	42.40	42.40	42.40	42.40	42.40	42.40	42.40	42.40	42.40	42.40			42.40
26	Sugar	Kg.	61.40	60.80	60.80	62.60	66.20	67.20	69.60	69.60	70.60	64.60			65.34

Table No.3.13

## RUPANDEHI

S.No	Commodities	Units	Baishak	Jestha	Ashad	Shrawan	Bhadra	Aswin	Kartik	Marga	Poush	Magh	Falgun	Chaitra	Average
1	Rice Coarse	Kg.	26.50	26.50	30.00	30.00	30.00	28.00	28.00	27.50	26.50	25.00			27.80
2	Rice Medium	Kg.	32.50	32.50	32.00	32.00	32.00	30.00	30.00	29.00	28.50	27.00			30.55
3	Rice Fine	Kg.	37.00	37.00	38.00	38.00	38.00	34.00	34.00	35.50	35.00	34.00			36.05
4	Flattened Rice Local	Kg.	42.50	42.50	50.00	50.00	50.00	50.00	50.00	40.00	47.75	48.00			47.08
5	Wheat Flour	Kg.	23.50	23.50	27.00	27.00	27.00	36.00	36.00	25.00	24.50	24.00			27.35
6	Black Gram (Broken)	Kg.	130.00	130.00	122.00	122.00	122.00	110.00	110.00	95.00	97.00	95.00			113.30
7	Pigeon Pea	Kg.	140.00	140.00	131.50	131.50	131.50	110.00	110.00	112.50	117.50	115.00			123.95
8	Moong Broken	Kg.	162.00	162.00	162.50	162.50	162.50	160.00	160.00	160.00	160.00	160.00			161.15
9	Lentil Broken	Kg.	120.00	120.00	119.00	119.00	119.00	90.00	90.00	95.00	95.00	95.00			106.20
10	Soyabean	Kg.	60.00	60.00	59.00	59.00	59.00	70.00	70.00	60.00	60.00	60.00			61.70
11	Horsegram Big	Kg.	60.00	60.00	60.00	60.00	60.00	65.00	65.00	56.50	55.00	55.00			59.65
12	Horsegram Small	Kg.	58.00	58.00	55.00	55.00	55.00	60.00	60.00	54.00	52.00	52.00			55.90
13	Pea Big	Kg.	52.00	52.00	50.00	50.00	50.00	48.00	48.00	51.00	52.00	55.00			50.80
14	Pea Small	Kg.	50.00	50.00	47.50	47.50	47.50	45.00	45.00	50.00	50.00	52.00			48.45
15	Mustard Oil	Lit.	150.00	150.00	150.00	150.00	150.00	150.00	150.00	150.00	150.00	150.00			150.00
16	Soyabean Oil	Lit.	110.00	110.00	102.50	102.50	102.50	90.00	90.00	90.00	90.00	90.00			97.75
17	Ghee	Kg.	700.00	700.00	700.00	700.00	700.00	700.00	700.00	675.00	650.00	650.00			687.50
18	Vegetable Ghee	Kg.	95.00	95.00	90.00	90.00	90.00	90.00	90.00	95.00	95.00	95.00			92.50
19	Chicken	Kg.	240.00	240.00	255.00	255.00	255.00	240.00	240.00	180.00	180.00	180.00			226.50
20	Mutton	Kg.	350.00	350.00	350.00	350.00	350.00	400.00	400.00	340.00	340.00	340.00			357.00
21	Buff	Kg.													
22	Pork	Kg.													
23	Fish Fresh	Kg.	160.00	160.00	170.00	170.00	170.00	140.00	140.00	140.00	140.00	150.00			154.00
24	Hen Egg	Nos	9.00	9.00	10.00	10.00	10.00	8.00	8.00	10.00	10.00	10.00			9.40
25	Milk	Lit.	41.50	41.50	38.00	38.00	38.00	42.00	42.00	39.00	40.00	38.00			39.80
26	Sugar	Kg.	61.00	61.00	59.00	59.00	59.00	60.00	60.00	65.00	65.00	65.00			61.40

Table No.3.14

## JUMLA

S.No	Commodities	Units	Baishak	Jestha	Ashad	Shrawan	Bhadra	Aswin	Kartik	Marga	Poush	Magh	Falgun	Chaitra	Average
1	Rice Coarse	Kg.	45.00	45.00	45.00	45.00	45.00	45.00	45.00	45.00					45.00
2	Rice Medium	Kg.	55.00	55.00	55.00	55.00	55.00	55.00	55.00	55.00					55.00
3	Rice Fine	Kg.	65.00	65.00	65.00	65.00	65.00	65.00	65.00	65.00					65.00
4	Flattened Rice Local	Kg.	80.00	80.00	80.00	80.00	80.00	80.00	80.00	80.00					80.00
5	Wheat Flour	Kg.	60.00	60.00	60.00	60.00	60.00	60.00	60.00	60.00					60.00
6	Black Gram (Broken)	Kg.	100.00	100.00	100.00	100.00	100.00	100.00	100.00	100.00					100.00
7	Pigeon Pea	Kg.													
8	Moong Broken	Kg.													
9	Lentil Broken	Kg.	100.00	100.00	100.00	100.00	100.00	100.00	100.00	100.00					100.00
10	Soyabean	Kg.	50.00	50.00	50.00	50.00	50.00	50.00	50.00	50.00					50.00
11	Horsegram Big	Kg.	80.00	80.00	80.00	80.00	80.00	80.00	80.00	80.00					80.00
12	Horsegram Small	Kg.	80.00	80.00	80.00	80.00	80.00	80.00	80.00	80.00					80.00
13	Pea Big	Kg.	70.00	70.00	70.00	70.00	70.00	70.00	70.00	70.00					70.00
14	Pea Small	Kg.	70.00	70.00	70.00	70.00	70.00	70.00	70.00	70.00					70.00
15	Mustard Oil	Lit.	160.00	160.00	160.00	160.00	160.00	160.00	160.00	160.00					160.00
16	Soyabean Oil	Lit.	140.00	140.00	140.00	140.00	140.00	140.00	140.00	140.00					140.00
17	Ghee	Kg.	500.00	500.00	500.00	500.00	500.00	500.00	500.00	250.00					468.75
18	Vegetable Ghee	Kg.													
19	Chicken	Kg.	320.00	320.00	320.00	320.00	320.00	320.00	320.00	320.00					320.00
20	Mutton	Kg.	500.00	500.00	500.00	500.00	500.00	500.00	450.00	450.00					487.50
21	Buff	Kg.	220.00	220.00	220.00	220.00	220.00	220.00	220.00	220.00					220.00
22	Pork	Kg.					220.00	220.00	220.00	220.00					
23	Fish Fresh	Kg.	350.00	350.00	350.00	350.00	350.00	350.00							350.00
24	Hen Egg	Nos													
25	Milk	Lit.	70.00	70.00	70.00	70.00	70.00	70.00	70.00	70.00					70.00
26	Sugar	Kg.	80.00	80.00	80.00	80.00	80.00	80.00	80.00	80.00					80.00

Table No.3.15

ROLPA

S.No	Commodities	Units	Baishak	Jestha	Ashad	Shrawan	Bhadra	Aswin	Kartik	Marga	Poush	Magh	Falgun	Chaitra	Average
1	Rice Coarse	Kg.	38.00	38.00	38.00	25.00	25.00	25.00	30.50	32.00	33.00	32.00			31.65
2	Rice Medium	Kg.	45.00	45.00	45.00	32.00	32.00	32.00	35.00	38.00	38.00	39.00			38.10
3	Rice Fine	Kg.	55.00	55.00	55.00	48.00	48.00	48.00	51.00	52.00	52.00	50.00			51.40
4	Flattened Rice Local	Kg.				70.00	70.00	70.00	71.00	72.00	72.00	71.00			70.86
5	Wheat Flour	Kg.	65.00	65.00	42.00	33.00	33.00	33.00	35.00	35.00	35.00	35.00			41.10
6	Black Gram (Broken)	Kg.	120.00	120.00	110.00	125.00	125.00	125.00	117.50	120.00	120.00	110.00			119.25
7	Pigeon Pea	Kg.	140.00	140.00	120.00	130.00	130.00	130.00	131.00	132.00	132.00	130.00			131.50
8	Moong Broken	Kg.			120.00										120.00
9	Lentil Broken	Kg.	130.00	130.00	90.00	105.00	105.00	105.00	120.00	120.00	120.00	100.00			112.50
10	Soyabean	Kg.	45.00	45.00	60.00	50.00	50.00	50.00	45.00	45.00	45.00	60.00			49.50
11	Horsegram Big	Kg.	65.00	65.00	65.00	60.00	60.00	60.00	66.00	67.00	70.00	80.00			65.80
12	Horsegram Small	Kg.	65.00	65.00	65.00	70.00	70.00	70.00	70.00	70.00	70.00	80.00			69.50
13	Pea Big	Kg.	65.00	65.00	60.00	70.00	70.00	70.00	70.00	70.00	70.00	65.00			67.50
14	Pea Small	Kg.	65.00	65.00	60.00	65.00	65.00	65.00	70.00	70.00	70.00	65.00			66.00
15	Mustard Oil	Lit.	160.00	160.00	160.00	130.00	130.00	130.00	136.50	138.00	138.00	160.00			144.25
16	Soyabean Oil	Lit.	130.00	130.00	130.00	110.00	110.00	110.00	115.00	115.00	115.00	140.00			120.50
17	Ghee	Kg.	500.00	500.00	500.00	500.00	500.00	500.00	500.00	500.00	500.00	520.00			502.00
18	Vegetable Ghee	Kg.	125.00	125.00	125.00	90.00	90.00	90.00	112.50	115.00	115.00	120.00			110.75
19	Chicken	Kg.	280.00	280.00	280.00	270.00	270.00	270.00	275.00	280.00	280.00	270.00			275.50
20	Mutton	Kg.	305.00	330.00	330.00	330.00	330.00	330.00	330.00	330.00	330.00	350.00			329.50
21	Buff	Kg.													
22	Pork	Kg.													
23	Fish Fresh	Kg.	300.00	300.00	300.00	300.00	300.00	300.00	300.00	300.00	300.00	290.00			299.00
24	Hen Egg	Nos	10.00	10.00	10.00	10.00	10.00	10.00	10.00	10.00	10.00	10.00			10.00
25	Milk	Lit.	35.00	35.00	35.00	35.00	35.00	35.00	37.50	40.00	40.00	40.00			36.75
26	Sugar	Kg.	72.00	72.00	72.00	70.00	70.00	70.00	70.00	75.00	75.00	80.00			72.60

Table No.3.16

## ACHHAM

S.No	Commodities	Units	Baishak	Jestha	Ashad	Shrawan	Bhadra	Aswin	Kartik	Marga	Poush	Magh	Falgun	Chaitra	Average
1	Rice Coarse	Kg.	35.00	35.00	35.00	35.00	38.00	38.00	38.00	35.00	35.00			35.00	35.90
2	Rice Medium	Kg.	55.00	55.00	55.00	55.00	55.00	55.00	55.00	55.00	55.00			55.00	55.00
3	Rice Fine	Kg.	60.00	60.00	60.00	60.00	65.00	65.00	65.00	65.00	65.00			60.00	62.50
4	Flattened Rice Local	Kg.													
5	Wheat Flour	Kg.	35.00	35.00	35.00	35.00	35.00	35.00	35.00	35.00	35.00			35.00	35.00
6	Black Gram (Broken)	Kg.	120.00	120.00	120.00	120.00	120.00	120.00	115.00	120.00	120.00			120.00	119.50
7	Pigeon Pea	Kg.	120.00	120.00	120.00	120.00	120.00	120.00	115.00	130.00	130.00			120.00	121.50
8	Moong Broken	Kg.	180.00	180.00	180.00	180.00	180.00	180.00	180.00	180.00	180.00			180.00	180.00
9	Lentil Broken	Kg.	120.00	120.00	120.00	120.00	120.00	120.00	115.00	120.00	120.00			120.00	119.50
10	Soyabean	Kg.	60.00	60.00	60.00	60.00	60.00	60.00	60.00	60.00	60.00			60.00	60.00
11	Horsegram Big	Kg.	75.00	75.00	75.00	80.00	80.00	80.00	80.00	85.00	90.00			75.00	79.50
12	Horsegram Small	Kg.	65.00	65.00	65.00	80.00	80.00	75.00	80.00	85.00	90.00			65.00	75.00
13	Pea Big	Kg.	60.00	60.00	60.00	60.00	60.00	60.00	60.00	80.00	80.00			60.00	64.00
14	Pea Small	Kg.	50.00	50.00	50.00	50.00	50.00	50.00	50.00	70.00	70.00			50.00	54.00
15	Mustard Oil	Lit.	140.00	140.00	140.00	140.00	140.00	140.00	140.00	150.00	150.00			140.00	142.00
16	Soyabean Oil	Lit.													
17	Ghee	Kg.	350.00	350.00	350.00	350.00	350.00	350.00	350.00	350.00	350.00			350.00	350.00
18	Vegetable Ghee	Kg.	130.00	130.00	130.00	130.00	130.00	130.00	130.00	140.00	140.00			130.00	132.00
19	Chicken	Kg.	250.00	250.00	250.00	280.00	280.00	280.00	280.00	280.00	280.00			250.00	268.00
20	Mutton	Kg.	350.00	350.00	350.00	350.00	350.00	350.00	350.00	350.00	350.00			350.00	350.00
21	Buff	Kg.													
22	Pork	Kg.	250.00	250.00	250.00	250.00	250.00	250.00	250.00	250.00	250.00			250.00	250.00
23	Fish Fresh	Kg.	250.00	250.00	250.00	250.00	250.00	250.00	250.00	450.00	450.00			250.00	290.00
24	Hen Egg	Nos	12.00	12.00	12.00	10.00	10.00	10.00	10.00	10.00	10.00			12.00	10.80
25	Milk	Lit.	40.00	40.00	40.00	40.00	40.00	40.00	40.00	40.00	40.00			40.00	40.00
26	Sugar	Kg.	75.00	75.00	75.00	75.00	75.00	80.00	75.00	75.00	75.00			75.00	75.50

Table No.3.17

## SURKHET

S.No	Commodities	Units	Baishak	Jestha	Ashad	Shrawan	Bhadra	Aswin	Kartik	Marga	Poush	Magh	Falgun	Chaitra	Average
1	Rice Coarse	Kg.				35.00	35.00	36.00	35.00	27.00	27.00	29.00			32.00
2	Rice Medium	Kg.				38.00	38.00	38.00	39.00	31.00	31.00	35.00			35.71
3	Rice Fine	Kg.				57.00	57.00	57.00	55.00	49.00	49.00	48.00			53.14
4	Flattened Rice Local	Kg.				55.00	55.00	55.00	55.00	55.00	55.00	55.00			55.00
5	Wheat Flour	Kg.				35.00	35.00	35.00	35.00	35.00	35.00	35.00			35.00
6	Black Gram (Broken)	Kg.				125.00	125.50	125.00	115.00	115.00	115.00	115.00			119.36
7	Pigeon Pea	Kg.				135.50	135.50	136.00	117.00	117.00	117.00	117.00			125.00
8	Moong Broken	Kg.				181.00	181.00	181.00	181.00	181.00	181.00	181.00			181.00
9	Lentil Broken	Kg.				117.50	117.50	115.00	100.00	100.00	100.00	100.00			107.14
10	Soyabean	Kg.				58.00	58.00	58.00	59.00	60.00	60.00	60.00			59.00
11	Horsegram Big	Kg.				58.00	58.00	58.00	58.00	60.00	60.00	60.00			58.86
12	Horsegram Small	Kg.							72.00	72.00	72.00	72.00			72.00
13	Pea Big	Kg.				54.00	54.00	54.00	54.00	54.00	54.00	54.00			54.00
14	Pea Small	Kg.													
15	Mustard Oil	Lit.				147.50	147.50	145.00	145.00	145.00	145.00	145.00			145.71
16	Soyabean Oil	Lit.				127.00	127.00	122.00	122.00	122.00	122.00	140.00			126.00
17	Ghee	Kg.				510.00	510.00	530.00	530.00	530.00	530.00	530.00			524.29
18	Vegetable Ghee	Kg.				132.00	132.00	132.00	132.00	132.00	132.00	132.00			132.00
19	Chicken	Kg.				260.00	250.00	257.00	257.00	257.00	257.00	257.00			256.43
20	Mutton	Kg.				353.00	351.50	353.00	353.00	353.00	353.00	400.00			359.50
21	Buff	Kg.				163.00	163.00	163.00	163.00	163.00	163.00	170.00			164.00
22	Pork	Kg.				170.00	170.00	170.00	170.00	170.00	170.00	170.00			170.00
23	Fish Fresh	Kg.				226.50			233.50	230.00	240.00	240.00			
24	Hen Egg	Nos				10.00	10.00	10.00	10.00	10.00	10.00	10.00			10.00
25	Milk	Lit.				50.00	50.00	50.00	50.00	50.00	50.00	50.00			50.00
26	Sugar	Kg.				64.00	64.00	64.00	66.00	68.00	68.00	68.00			66.00

Table No.3.18

## BANKE

S.No	Commodities	Units	Baishak	Jestha	Ashad	Shrawan	Bhadra	Aswin	Kartik	Marga	Poush	Magh	Falgun	Chaitra	Average
1	Rice Coarse	Kg.	29.00	29.00	30.00	30.00	30.00	30.00	30.00	25.00					29.13
2	Rice Medium	Kg.	33.00	32.00	33.00	33.00	33.00	32.83	32.83	28.00					32.21
3	Rice Fine	Kg.	50.00	50.00	50.00	50.00	50.00	50.00	50.00	35.00					48.13
4	Flattened Rice Local	Kg.	35.00	38.00	38.00	38.00	38.00	38.00	38.00	40.00					37.88
5	Wheat Flour	Kg.	25.00	24.66	24.00	24.00	24.00	24.33	24.33	25.00					24.42
6	Black Gram (Broken)	Kg.	85.00	85.00	87.00	87.00	87.00	84.67	85.00	81.67					85.29
7	Pigeon Pea	Kg.	130.00	130.00	120.00	120.00	120.00	96.67	121.67	100.00					117.29
8	Moong Broken	Kg.	135.00	135.00	130.00	130.00	130.00	133.33	133.33	120.00					130.83
9	Lentil Broken	Kg.	85.00	75.00	70.00	70.00	70.00	70.00	70.00	70.00					72.50
10	Soyabean	Kg.	55.00	60.00	60.00	60.00	60.00	61.67	63.33	60.00					60.00
11	Horsegram Big	Kg.	55.00	60.00	55.00	55.00	55.00	65.00	65.00	85.00					61.88
12	Horsegram Small	Kg.	50.00	55.00	53.00	53.00	53.00	60.00	60.00	80.00					58.00
13	Pea Big	Kg.						45.00	45.00	55.00					48.33
14	Pea Small	Kg.						40.00	40.00	50.00					43.33
15	Mustard Oil	Lit.	135.00	135.00	135.00	135.00	135.00	140.00	145.00	160.00					140.00
16	Soyabean Oil	Lit.	120.00	115.00	115.00	115.00	115.00	116.67	116.67	130.00					117.92
17	Ghee	Kg.						500.00	500.00	450.00					483.33
18	Vegetable Ghee	Kg.	112.00	110.00	110.00	110.00	110.00	110.00	110.00	115.00					110.88
19	Chicken	Kg.	250.00	250.00	250.00	250.00	250.00	250.00	250.00	250.00					250.00
20	Mutton	Kg.	400.00	400.00	400.00	400.00	400.00	400.00	400.00	400.00					400.00
21	Buff	Kg.	150.00	150.00	150.00	150.00	150.00	150.00	150.00	160.00					151.25
22	Pork	Kg.	160.00	160.00	150.00	150.00	150.00	150.00	150.00	150.00					152.50
23	Fish Fresh	Kg.	220.00	220.00	220.00	220.00	220.00	230.00	238.33	248.28					227.08
24	Hen Egg	Nos	8.00	8.00	8.00	8.00	8.00	8.00	8.00	8.00					8.00
25	Milk	Lit.	40.00	40.00	40.00	40.00	40.00	40.00	40.00	40.00					40.00
26	Sugar	Kg.	70.00	70.00	70.00	70.00	70.00	70.00	70.00	65.00					69.38

Table No.3.19

DOTI

S.No	Commodities	Units	Baishak	Jestha	Ashad	Shrawan	Bhadra	Aswin	Kartik	Marga	Poush	Magh	Falgun	Chaitra	Average
1	Rice Coarse	Kg.	34.20	32.00	32.80	35.00	35.00	35.00	35.30	35.60	35.60	35.60			34.61
2	Rice Medium	Kg.													
3	Rice Fine	Kg.	50.00	50.00	50.00	50.00	50.00	52.00	53.70	56.70	60.00	60.00			53.24
4	Flattened Rice Local	Kg.	50.00	50.00	50.00	50.00	50.00	50.80	52.90	56.50	58.00	58.00			52.62
5	Wheat Flour	Kg.	30.00	30.00	30.00	35.00	35.00	34.20	34.60	35.00	35.60	36.20			33.56
6	Black Gram (Broken)	Kg.	138.00	138.00	138.00	140.00	140.00	166.00	150.50	137.50	140.00	135.00			142.30
7	Pigeon Pea	Kg.	130.00	130.00	130.00	130.00	130.00	132.00	141.60	151.60	152.00	137.00			136.42
8	Moong Broken	Kg.	150.00	150.00	150.00	140.00	140.00	140.00	160.00	180.00	180.00	180.00			157.00
9	Lentil Broken	Kg.	120.00	120.00	120.00	120.00	120.00	122.00	121.50	122.00	123.00	123.00			121.15
10	Soyabean	Kg.	77.00	77.00	73.50	60.00	60.00	60.00	70.00	80.00	80.00	54.00			69.15
11	Horsegram Big	Kg.	70.00	70.00	70.00	80.00	80.00	77.00	88.10	98.60	98.00	98.00			82.97
12	Horsegram Small	Kg.													
13	Pea Big	Kg.	65.00	65.00	65.00	75.00	75.00	73.00	73.00	74.00	75.00	72.00			71.20
14	Pea Small	Kg.													
15	Mustard Oil	Lit.	120.00	120.00	120.00	120.00	120.00	122.00	131.00	140.00	140.00	140.00			127.30
16	Soyabean Oil	Lit.	101.60	101.60	101.60	101.60	101.60	101.60	101.60	112.30	123.00	123.00			106.95
17	Ghee	Kg.	400.00	375.00	375.00	400.00	400.00	400.00	450.00	500.00	500.00	480.00			428.00
18	Vegetable Ghee	Kg.	100.00	100.00	100.00	100.00	100.00	100.00	100.00	100.00	100.00	112.00			101.20
19	Chicken	Kg.	300.00	300.00	300.00	300.00	300.00	300.00	300.00	300.00	300.00	300.00			300.00
20	Mutton	Kg.	340.00	340.00	340.00	340.00	350.00	360.00	380.00	400.00	400.00	400.00			365.00
21	Buff	Kg.													
22	Pork	Kg.													
23	Fish Fresh	Kg.	250.00	250.00	250.00	250.00	250.00	250.00	265.00	280.00	280.00	280.00			260.50
24	Hen Egg	Nos	10.00	10.00	10.00	10.00	12.00	12.00	12.00	12.00	12.00	11.20			11.12
25	Milk	Lit.	40.00	40.00	40.00	40.00	40.00	40.00	40.00	40.00	40.00	40.00			40.00
26	Sugar	Kg.	79.20	75.60	75.60	80.00	80.00	80.00	80.00	80.00	80.00	78.00			78.84

Table No.3.20

## KAILALI

S.No	Commodities	Units	Baishak	Jestha	Ashad	Shrawan	Bhadra	Aswin	Kartik	Marga	Poush	Magh	Falgun	Chaitra	Average
1	Rice Coarse	Kg.	35.50	37.00	38.00	38.00	42.00	35.50	35.00	35.50	35.80	36.20			36.85
2	Rice Medium	Kg.	41.00	40.00	40.75	40.75	46.00	44.00	44.00	39.60	37.00	37.50			41.06
3	Rice Fine	Kg.	53.50	55.00	55.00	55.00	55.00	49.50	49.75	50.00	50.00	49.07			52.18
4	Flattened Rice Local	Kg.	52.00	52.00	56.00	56.00	50.00	48.60	45.00	47.50	50.50	50.70			50.83
5	Wheat Flour	Kg.	30.50	30.00	31.00	31.00	32.00	30.00	31.00	30.50	31.50	32.00			30.95
6	Black Gram (Broken)	Kg.	136.50	134.00	140.00	140.00	148.00	131.00	134.00	138.50	143.00	141.50			138.65
7	Pigeon Pea	Kg.	137.80	140.00	150.00	150.00	140.00	136.00	140.00	140.00	157.00	146.00			143.68
8	Moong Broken	Kg.	156.00	158.00	160.00	160.00	165.00	152.00	150.00	152.50	170.00	170.00			159.35
9	Lentil Broken	Kg.	97.50	100.00	100.00	100.00	94.00	100.00	99.50	107.50	120.00	117.50			103.60
10	Soyabean	Kg.	65.50	65.00	67.50	67.50	55.00	62.40	61.00	60.00	62.50	66.50			63.29
11	Horsegram Big	Kg.	65.00	65.00	65.00	65.00	65.00	62.50	60.00	77.50	75.00	80.00			68.00
12	Horsegram Small	Kg.					55.00	60.00	60.00	80.00	72.50	75.00			67.08
13	Pea Big	Kg.	60.00	60.00	55.00	55.00	60.00	60.00	60.50	60.00	67.50	72.50			61.05
14	Pea Small	Kg.	60.50	61.00	60.00	60.00		60.00	60.00	60.00	67.50	70.00			62.11
15	Mustard Oil	Lit.	134.00	134.00	127.00	127.00	137.00	125.50	125.50	140.00	140.00	142.00			133.20
16	Soyabean Oil	Lit.	100.00	100.00	102.50	102.50	105.00	100.00	107.50	107.50	121.90	120.00			106.69
17	Ghee	Kg.	465.00	450.00	450.00	450.00	460.00	480.50	500.00	500.00	500.00	500.00			475.55
18	Vegetable Ghee	Kg.	100.00	100.00	100.00	100.00	100.00	118.00	120.00	117.50	125.00	129.50			111.00
19	Chicken	Kg.	245.00	200.00	245.00	245.00	240.00	250.00	247.00	250.00	210.00	145.00			227.70
20	Mutton	Kg.	400.00	400.00	400.00	400.00	450.00	450.00	495.00	500.00	487.00	462.50			444.45
21	Buff	Kg.	175.00	190.00	200.00	200.00						200.00			193.00
22	Pork	Kg.	150.00	160.00	164.50	164.50		180.00	174.00	168.00	165.00	183.00			167.67
23	Fish Fresh	Kg.	190.00	180.00	170.00	170.00	197.00	194.00	200.00	165.00	150.00	179.00			179.50
24	Hen Egg	Nos	9.50	10.00	10.00	10.00	10.00	10.00	10.00	10.00	10.00	10.00			9.95
25	Milk	Lit.	40.00	40.00	40.00	40.00	50.00	40.00	40.00	40.00	40.00	40.00			41.00
26	Sugar	Kg.	60.00	70.00	67.50	67.50	70.00	70.00	70.00	75.00	73.00	70.00			69.30

Table No. 4.1  
ANNUAL AVERAGE RETAIL PRICES OF SOME SELECTED FRUITS AND VEGETABLES  
YEAR : 2066 (2009/10) TO 2068(2011/2012)

S.No.	Commodities	Unit	Kathmandu			Parsa			Dhanusha			Chitwan		
			2066	2067	2068	2066	2067	2068	2066	2067	2068	2066	2067	2068
	<u>A. Vegetables</u>													
1.	Cauliflower (H)	Kg.	37.50	42.29	41.88	29.03	36.07	48.80	55.00	57.50	80.71	39.14	44.38	49.06
2.	Cauliflower (T)	Kg.				26.43	28.80	34.11	48.44	31.43	27.50	19.58	26.10	27.17
3	Cabbage	Kg.	27.71	28.96	25.58	21.81	15.34	21.38	20.28		30.00	19.75	24.75	23.25
4	Green Peas	Kg.	102.30	76.05	58.23	32.88	36.00	52.08	46.25	64.00	43.33	51.67	59.79	63.57
5	Tomato Big	Kg.	44.17	49.42	42.25	29.53	44.42	34.68	75.83	50.25	61.50	27.92	39.04	36.21
6	Tomato Small	Kg.	40.71	47.79	41.21	28.98	43.96	34.88	44.14		80.00	39.96	36.95	32.55
7	Potato (White)	Kg.	27.96	26.00	21.13	22.47	18.33	18.90	23.71	14.39	28.54	22.71	19.75	18.33
8	Potato (Red)	Kg.	32.54	29.90	25.58	23.67	19.88	20.28	27.83	15.89	19.88	25.67	21.04	21.33
9	Pointed Guard	Kg.	47.00	62.64	54.82	32.91	41.45	49.50	48.13	24.88	38.21	25.67	39.56	43.79
10	Onion	Kg.	32.33	45.71	31.00	29.78	38.42	25.04	27.91	45.28	22.38	22.71	37.25	28.00
	<u>B. Fruits</u>													
11	Mango	Kg.	74.38	76.33	87.00	64.67	69.90	66.67	67.90	48.70	60.00	53.75	72.50	77.70
12	Orange	Kg.	54.72	65.90	66.57	50.02	60.00	70.91	61.67	33.00	55.00	52.58	61.43	64.17
13	Apple	Kg.	96.21	107.17	120.00	84.24	87.17	103.54	113.46	90.75	116.67	98.79	98.33	114.58
14	Banana	Doz.	41.25	48.63	52.46	20.51	25.21	28.75	26.18	34.21	40.21	36.08	41.88	49.04

S.No.	Commodities	Unit	Kaski			Rupandehi			Jhapa			Morang		
			2066	2067	2068	2066	2067	2068	2066	2067	2068	2066	2067	2068
	<u>A. Vegetables</u>													
1.	Cauliflower (H)	Kg.	67.25	54.60	55.38	60.79	32.07	45.45		45.31	47.00	39.48	41.82	39.20
2.	Cauliflower (T)	Kg.	60.63	43.25	42.30	32.57	44.45	25.71	41.00	27.88	27.06	16.80	16.73	21.13
3	Cabbage	Kg.	39.42	35.67	33.63	25.67	22.67	25.00	20.20	17.88	20.92	18.44	16.52	15.95
4	Green Peas	Kg.	92.08	71.40	89.15	51.50	62.08	44.10	41.00	45.63	63.96	48.38	51.27	39.20
5	Tomato Big	Kg.	46.04	47.65	43.03	38.63	41.96	35.71	26.75	37.54	39.88	31.20	42.02	36.92
6	Tomato Small	Kg.	52.92	53.40	46.47		34.04	29.13	21.00			26.17	38.27	27.19
7	Potato (White)	Kg.	30.20	23.65	22.15	22.33	13.50	14.38	23.21	17.33	24.92	21.07	15.74	15.68
8	Potato (Red)	Kg.	34.13	27.18	25.03	23.96	15.04	15.54	26.69	23.24	29.08	25.59	20.53	20.08
9	Pointed Guard	Kg.	34.13	65.77	60.31	62.22	57.50	55.42	30.50	33.75	42.58	32.21	40.64	50.26
10	Onion	Kg.	30.20	41.53	29.74	32.46	31.79	23.04	37.21	41.75	34.38	28.23	43.23	23.91
	<u>B. Fruits</u>													
11	Mango	Kg.	90.00	80.00	77.83	71.88	71.25	64.00	55.70	40.63	89.38	83.90	74.75	108.40
12	Orange	Kg.	59.44	66.50	67.57	64.50	81.67	76.79	67.86	76.25	94.64	66.63	65.83	67.70
13	Apple	Kg.	131.83	103.79	118.33	120.04	118.33	114.58	112.29	118.33	133.33	102.08	106.25	119.43
14	Banana	Doz.	51.71	42.33	41.04	36.50	34.83	36.00	24.00	39.17	43.75	29.37	34.08	37.82

S.No.	Commodities	Unit	Kanchanpur			Banke			Kailali			Makwanpur		
			2066	2067	2068	2066	2067	2068	2066	2067	2068	2066	2067	2068
	<u>A. Vegetables</u>													
1.	Cauliflower (H)	Kg.	52.13	65.00		54.25	40.83	46.57	55.00		29.43	31.88	34.60	
2.	Cauliflower (T)	Kg.	38.86	45.19		47.68	47.22	46.07	26.25	24.64	18.36			
3	Cabbage	Kg.	18.71	22.75		31.40	37.36	14.58	25.63	15.92	56.64	24.23	23.39	
4	Green Peas	Kg.	56.83	58.50		63.58	119.64	50.50	52.41	48.13	33.71	51.24	58.96	
5	Tomato Big	Kg.	43.00	46.50		27.92	38.89	23.61	37.34	41.25		28.78	37.05	
6	Tomato Small	Kg.	29.25	26.71		27.25	47.02	21.25			13.85	38.83		
7	Potato (White)	Kg.	21.00	15.38		21.35	23.61	15.68	21.44	13.35	22.48	23.94	18.86	
8	Potato (Red)	Kg.	24.08	25.56		24.83	25.17	20.49	28.00	19.20	61.67	26.53	22.48	
9	Pointed Guard	Kg.	30.71	49.42		37.80	23.61	51.32	68.16	52.50	30.16	41.14	32.61	
10	Onion	Kg.	33.29	44.53		33.92	25.17	29.72	35.88	45.63		30.13	41.38	
	<u>B. Fruits</u>													
11	Mango	Kg.	95.50	72.30		60.00	61.00	37.67		91.25	83.43	63.67	65.25	
12	Orange	Kg.	56.28	54.64		53.78	58.33	66.67	58.10	69.84	132.53	56.20	59.58	
13	Apple	Kg.	102.54	109.33		141.89	125.14	143.89	164.54	127.97	41.14	114.75	108.54	
14	Banana	Doz.	30.75	37.08		35.92	45.00	52.64	28.90	36.04	41.14	26.38	27.33	

**Table No. 5.1**  
MONTHLY AVERAGE RETAIL PRICES OF SOME SELECTED FRUITS AND VEGETABLES  
YEAR : 2068 (2011/2012)

DISTRICT : ILLAM

S.No.	Commodities	Unit	Baishak	Jestha	Ashad	Shrawan	Bhadra	Aswin	Kartik	Marga	Poush	Magh	Falgun	Chaitra	Average
1.	Red Potato	Kg.	21.30	23.50	27.00	27.00	26.50	32.50	35.50	38.00	27.00	24.00	24.00	28.50	27.90
2.	White Potato	Kg.	20.00	23.50	25.00	24.50	34.00	23.00	23.00	23.50	27.00	24.00	24.00	28.50	25.00
3.	Tomato Big	Kg.	26.00	16.00	17.00	40.00	44.00	48.00	43.00	48.00	26.50	22.00	26.00	40.00	33.04
4.	Tomato Small	Kg.				30.00				50.00					40.00
5.	Cabbage	Kg.	20.00	20.00	25.00	28.50	25.50	31.00	30.00	28.50	25.00	20.00	20.00	20.00	24.46
6.	Cauliflower Terai	Kg.												40.00	40.00
7.	Cauliflower Hills	Kg.	40.00	40.00	45.00	50.00		64.00	66.00	51.50	39.00	34.00	37.00	40.00	46.05
8.	Green Peas	Kg.			50.00			126.00	76.00	56.00	40.00	30.00	40.00		59.71
9.	Pointed Guard	Kg.	80.00	40.00	40.00		69.50	67.00	56.50	58.00					58.71
10.	Capsicum	Kg.						352.00	349.00	346.00	352.00	354.00	354.00		351.17
11.	Mango	Kg.		88.50	66.00	68.00	80.00								75.63
12.	Orange	Kg.	120.00						78.50	64.00	76.00	80.00	90.00	120.00	89.79
13.	Apple	Kg.	154.00	170.00	168.50	136.50	160.50	152.00	150.00	154.00	160.00	160.00	160.00	160.00	157.13
14.	Banana	Doz.	35.00	36.00	36.50	32.00	30.00	40.50	33.00	37.50	38.00	38.00	38.00	37.00	35.96
15.	Dry Onion	Kg.	21.50	23.50	22.00	39.00	40.00	47.00	42.00	39.00	30.00	30.00	27.50	25.00	32.21
16.	Dry Garlic	Kg.	228.00	176.00	152.00	173.50	146.00		128.00	124.00	124.00	124.00	124.00	124.00	147.59
17.	Fresh Raw Ginger	Kg.	35.00	47.00	50.00	27.00	28.50	38.00	25.50	28.00	27.00	23.00	21.50	20.00	30.88
18.	Dry Chilli	Kg.	220.00	220.00	220.00	220.00	220.00	239.50	240.00	240.00	240.00	240.00	240.00	132.00	222.63
19.	Green Chilli	Kg.	60.00	66.00	66.00	70.00	140.00	146.00	134.00	102.00	72.00	80.00	80.00	80.00	91.33

Table No. 5.2

DISTRICT : DHANKUTA

S.No.	Commodities	Unit	Baishak	Jestha	Ashad	Shrawan	Bhadra	Aswin	Kartik	Marga	Poush	Magh	Falgun	Chaitra	Average
1.	Red Potato	Kg.	20.00	21.00	30.00	30.00	32.50	30.00	35.00	25.00	25.00	25.00	25.00	30.00	27.38
2.	White Potato	Kg.	15.00	17.50	25.00	25.00	27.50	26.00	35.00	22.50	19.00	15.00	16.50	20.00	22.00
3.	Tomato Big	Kg.	23.00	19.00	20.00	31.00	30.00	35.00	40.00	30.00	24.00	25.00	24.00	29.00	27.50
4.	Tomato Small	Kg.							20.00	19.00	19.00	19.00	15.00	20.00	18.67
5.	Cabbage	Kg.	18.00	17.50	20.00	15.00	20.00	25.00	32.50	34.00	32.50	27.50	24.00	20.00	23.83
6.	Cauliflower Terai	Kg.										40.00	37.50	31.50	36.33
7.	Cauliflower Hills	Kg.	37.00	41.50	40.00	41.00	51.00	60.00	52.50						46.14
8.	Green Peas	Kg.	32.00	33.00						39.00	40.00	40.00	40.00	37.50	37.36
9.	Pointed Guard	Kg.													
10.	Capsicum	Kg.			60.00	60.00	65.00	70.00						50.00	61.00
11.	Mango	Kg.		84.50	60.00	70.00									71.50
12.	Orange	Kg.							50.00	57.50	57.50	75.00	117.50		71.50
13.	Apple	Kg.													
14.	Banana	Doz.	51.00	55.00	45.00	45.00	41.00	35.00	47.50	55.00	55.00	55.00	55.00	55.00	49.54
15.	Dry Onion	Kg.	20.00	22.50	25.00	40.00	43.00	40.00	40.00	37.50	27.50	30.00	30.00	30.00	32.13
16.	Dry Garlic	Kg.	160.00	131.50	125.00	123.50	118.00	120.00	105.00	100.00	100.00	100.00	115.00	95.00	116.08
17.	Fresh Raw Ginger	Kg.	39.00	41.50	40.00	30.00	39.50	60.00	47.50	28.00	24.00	20.00	20.00	19.00	34.04
18.	Dry Chilli	Kg.	226.00	233.00	250.00	250.00	253.00	270.00	260.00	220.00	250.00	257.50	280.00	280.00	252.46
19.	Green Chilli	Kg.	30.00	50.50	70.00	62.50	65.50	65.00	60.00	60.00	70.00	70.00	60.00	60.00	60.29

Table No. 5.3

DISTRICT : BHOJPUR

S.No.	Commodities	Unit	Baishak	Jestha	Ashad	Shrawan	Bhadra	Aswin	Kartik	Marga	Poush	Magh	Falgun	Chaitra	Average
1.	Red Potato	Kg.	25.00	25.00	30.00	30.00	35.00	37.50	40.00	37.50	30.00	27.50	32.50	30.00	31.67
2.	White Potato	Kg.	21.00	22.00	20.00	32.50	40.00	40.00	40.00	45.00	47.00	37.50	32.50	25.00	33.54
3.	Tomato Big	Kg.	40.00	22.50	80.00	45.00	50.00	60.00	60.00	85.00	50.00	42.50	35.00	40.00	50.83
4.	Tomato Small	Kg.	50.00	35.00	90.00	55.00	57.50	65.00	65.00	85.00	60.00	55.00	55.00	60.00	61.04
5.	Cabbage	Kg.	22.50	25.00	10.00	25.00	25.00	20.00	40.00	30.00	30.00	32.50	35.00	35.00	27.50
6.	Cauliflower Terai	Kg.	30.00	30.00	50.00	70.00	70.00			77.50	45.00	52.50	47.50	50.00	52.25
7.	Cauliflower Hills	Kg.	35.00						50.00	72.50	40.00	45.00	45.00	60.00	49.64
8.	Green Peas	Kg.	40.00								40.00	50.00	45.00	40.00	43.00
9.	Pointed Guard	Kg.													
10.	Capsicum	Kg.			80.00	70.00						80.00	80.00		77.50
11.	Mango	Kg.			150.00	150.00									150.00
12.	Orange	Kg.								30.00	35.00	40.00	52.00	80.00	47.40
13.	Apple	Kg.										145.00	160.00		152.50
14.	Banana	Doz.	60.00	60.00	60.00	70.00	70.00	72.50	80.00	80.00	70.00	70.00	67.50	70.00	69.17
15.	Dry Onion	Kg.	60.00	40.00	50.00	70.00	75.00	70.00	70.00	65.00	50.00	42.50	35.00	35.00	55.21
16.	Dry Garlic	Kg.	240.00	150.00	250.00	200.00	175.00	150.00	150.00	155.00	125.00	162.50	162.50	130.00	170.83
17.	Fresh Raw Ginger	Kg.	37.50	35.00	30.00	35.00	35.00	30.00	30.00	32.50	25.00	27.50	22.50	15.00	29.58
18.	Dry Chilli	Kg.	350.00	350.00	350.00	377.50	400.00	405.00	400.00	400.00	300.00	300.00	325.00	350.00	358.96
19.	Green Chilli	Kg.	100.00	100.00	105.00	107.50	110.00	115.00	120.00	110.00	100.00	100.00	100.00	100.00	105.63

Table No. 5.4

DISTRICT : JHAPA

S.No.	Commodities	Unit	Baishak	Jestha	Ashad	Shrawan	Bhadra	Aswin	Kartik	Marga	Poush	Magh	Falgun	Chaitra	Average
1.	Red Potato	Kg.	22.00	23.00	23.00	30.00	35.00	35.00	30.00	30.00	30.00	30.00	30.00	31.00	29.08
2.	White Potato	Kg.	19.00	20.00	20.00	25.00	30.00	31.00	25.00	25.00	25.00	25.00	25.00	29.00	24.92
3.	Tomato Big	Kg.	25.00	25.00	45.00	47.50	62.50	62.50	45.00	45.00	30.00	21.00	22.50	47.50	39.88
4.	Tomato Small	Kg.													
5.	Cabbage	Kg.	18.00	25.00	25.00	30.00	27.50	27.50	20.00	20.00	15.00	12.00	12.00	19.00	20.92
6.	Cauliflower Terai	Kg.	20.00	35.00					47.50	30.00	22.00	18.00	17.50	26.50	27.06
7.	Cauliflower Hills	Kg.			40.00	57.50	50.00	52.50	52.50	35.00					47.92
8.	Green Peas	Kg.	40.00	70.00	70.00	70.00	65.00	62.50	65.00	65.00	65.00	65.00	65.00	65.00	63.96
9.	Pointed Guard	Kg.	25.00	20.00	35.00	40.00	47.50	45.00	50.00	50.00	50.00	50.00	50.00	48.50	42.58
10.	Capsicum	Kg.	90.00	80.00	85.00	87.50	92.50	92.50	100.00	100.00	100.00	100.00	100.00	102.50	94.17
11.	Mango	Kg.	80.00	80.00	85.00	112.50									89.38
12.	Orange	Kg.	115.00						67.50	60.00	57.50	75.00	125.00	162.50	94.64
13.	Apple	Kg.	120.00	120.00	130.00	135.00	150.00	155.00	130.00	130.00	125.00	130.00	137.50	137.50	133.33
14.	Banana	Doz.	40.00	40.00	45.00	45.00	42.50	42.50	45.00	45.00	45.00	45.00	45.00	45.00	43.75
15.	Dry Onion	Kg.	40.00	30.00	30.00	41.00	42.50	40.00	30.00	30.00	30.00	30.00	30.00	39.00	34.38
16.	Dry Garlic	Kg.	220.00	245.00	245.00	125.00	122.50	127.50	125.00	125.00	125.00	125.00	125.00	127.50	153.13
17.	Fresh Raw Ginger	Kg.	80.00	90.00	85.00	35.00	40.00	37.50	35.00	35.00	30.00	27.50	27.50	27.50	45.83
18.	Dry Chilli	Kg.	175.00	175.00	175.00	182.50	190.00	190.00	197.50	200.00	200.00	187.50	197.50	197.50	188.96
19.	Green Chilli	Kg.	62.50	60.00	75.00	122.50	122.50	120.00	110.00	110.00	110.00	97.50	110.00	97.50	99.79

Table No. 5.5

DISTRICT : MORANG

S.No.	Commodities	Unit	Baishak	Jestha	Ashad	Shrawan	Bhadra	Aswin	Kartik	Marga	Poush	Magh	Falgun	Chaitra	Average
1.	Red Potato	Kg.	14.30	14.30	16.00	27.20	28.45	32.35	32.35	19.85	13.67	12.50	14.00	16.00	20.08
2.	White Potato	Kg.	10.80	10.80	14.00	22.40	21.80	22.00	22.00	16.70	11.00	10.33	12.00	14.34	15.68
3.	Tomato Big	Kg.	15.00	15.00	40.00	38.00	53.35	60.00	60.00	56.00	29.17	27.50	22.00	27.00	36.92
4.	Tomato Small	Kg.	13.00	13.00	40.00	40.00				47.65	27.50	25.00		11.33	27.19
5.	Cabbage	Kg.	11.20	11.20	25.00	25.00								7.33	15.95
6.	Cauliflower Terai	Kg.								19.65	18.67	25.00	24.00	18.33	21.13
7.	Cauliflower Hills	Kg.	24.00	24.00		60.00	80.00	80.00	80.00	25.85		28.33			50.27
8.	Green Peas	Kg.	27.20	27.20						70.00	43.34	38.33	30.00	38.33	39.20
9.	Pointed Guard	Kg.	33.80	33.80	32.00	53.60	69.35	66.70	66.70	43.30	38.33			65.00	50.26
10.	Capsicum	Kg.	82.00	82.00	72.00	120.00	100.00	80.00	80.00	120.00	53.34	50.83	50.00	50.00	78.35
11.	Mango	Kg.	120.00	120.00	68.00	84.00	150.00								108.40
12.	Orange	Kg.								60.00	55.17	75.00	65.00	83.34	67.70
13.	Apple	Kg.	110.00	110.00	108.00	141.00	135.50	127.00	127.00	113.00	113.33	106.67	113.33	128.32	119.43
14.	Banana	Doz.	29.50	29.50	21.00	51.50	49.00	40.00	40.00	46.70	42.50	39.16	35.00	30.00	37.82
15.	Dry Onion	Kg.	13.00	13.00	16.00	25.00	36.65	37.70	37.70	32.00	22.67	19.00	18.66	15.50	23.91
16.	Dry Garlic	Kg.	150.00	150.00	160.00	164.00	109.50	107.00	107.00	113.00	90.00	61.67	55.00	50.83	109.83
17.	Fresh Raw Ginger	Kg.	63.60	63.60	46.00	76.00	69.35	66.70	66.70	46.70	36.67	32.50	36.66	32.17	53.05
18.	Dry Chilli	Kg.	174.00	174.00	161.00	192.00	191.00	193.00	193.00	193.00	170.00	155.00	140.00	131.65	172.30
19.	Green Chilli	Kg.	52.00	52.00	36.00	44.00	100.00	80.00	80.00	56.65	37.50	36.67	40.00	36.17	54.25

Table No. 5.7

DISTRICT : KATHMANDU

S.No.	Commodities	Unit	Baishak	Jestha	Ashad	Shrawan	Bhadra	Aswin	Kartik	Marga	Poush	Magh	Falgun	Chaitra	Average
1.	Red Potato	Kg.	21.00	20.00	19.50	24.50	28.50	33.50	39.00	25.00	25.00	25.00	24.00	22.00	25.58
2.	White Potato	Kg.	17.00	16.00	15.50	20.50	24.00	30.50	31.00	19.00	20.50	22.00	20.00	17.50	21.13
3.	Tomato Big	Kg.	26.50	29.00	26.50	55.00	50.00	82.50	63.50	38.00	40.00	34.00	27.00	35.00	42.25
4.	Tomato Small	Kg.	25.50	23.50	30.00	53.00	42.00	90.00	61.50	38.50	36.00	28.50	25.00	41.00	41.21
5.	Cabbage	Kg.	24.50	15.00	22.00	30.00	22.50	41.50	34.00	26.00	23.00	26.00	21.00	21.50	25.58
6.	Cauliflower Terai	Kg.													
7.	Cauliflower Hills	Kg.	32.50	30.00	36.00	55.00	60.00	70.00	46.00	33.50	40.00	36.50	33.00	30.00	41.88
8.	Green Peas	Kg.	36.50	70.00	51.50	56.50		95.00	91.50	54.00	38.50	36.50	63.00	47.50	58.23
9.	Pointed Guard	Kg.	50.00	37.00	36.00	45.00	50.00	72.00	56.00	42.00	80.00	70.00		65.00	54.82
10.	Capsicum	Kg.	84.00	85.00	72.00	91.00	89.00	137.50	82.00	65.00	50.00	45.00	53.00	83.00	78.04
11.	Mango	Kg.			68.50	87.50	105.00								87.00
12.	Orange	Kg.						80.00	60.00	52.50	65.00	68.50	67.00	73.00	66.57
13.	Apple	Kg.	110.00	120.00	110.00	125.00	172.50	130.00	102.50	95.00	110.00	120.00	135.00	110.00	120.00
14.	Banana	Doz.	45.00	50.00	55.00	71.00	60.00	53.00	50.00	45.00	45.00	47.50	53.00	55.00	52.46
15.	Dry Onion	Kg.	27.00	26.00	27.00	27.00	38.50	45.00	33.00	31.50	33.00	30.00	27.00	27.00	31.00
16.	Dry Garlic	Kg.	200.00	157.50	165.00	205.00	155.00	245.00	150.00	180.00	100.00	105.00	95.00	95.00	154.38
17.	Fresh Raw Ginger	Kg.	125.00	75.00	82.50	80.00	80.00	99.00	105.00	60.00	70.00	82.50	65.00	57.50	81.79
18.	Dry Chilli	Kg.	160.00	180.00	180.00	180.00	187.50	177.50	195.00	195.00	195.00	195.00	195.00	202.50	186.88
19.	Green Chilli	Kg.	55.00	49.00	60.00	51.00	67.50	79.00	55.00	57.50	54.00	53.00	55.00	71.00	58.92

Table No. 5.8

DISTRICT : NUWAKOT

S.No.	Commodities	Unit	Baishak	Jestha	Ashad	Shrawan	Bhadra	Aswin	Kartik	Marga	Poush	Magh	Falgun	Chaitra	Average
1.	Red Potato	Kg.	16.00	18.00	18.00	20.50	26.00	26.00	35.50	36.00	36.00	25.00	27.50	21.50	25.50
2.	White Potato	Kg.	15.00	17.00	17.00	19.20	25.00	24.50	27.50	31.80	31.80	21.00	22.50	19.50	22.65
3.	Tomato Big	Kg.	20.20	18.20	38.00	51.00	50.00	49.00	50.00	49.40	49.40	43.50	47.50	45.00	42.60
4.	Tomato Small	Kg.						56.50	65.00	47.80	47.80	40.00	42.50	40.00	48.51
5.	Cabbage	Kg.	15.40	15.20	15.00	30.50	32.50	30.00	33.50	47.00	47.00	32.50	27.50	20.00	28.84
6.	Cauliflower Terai	Kg.						47.50	45.00	43.40	43.40	37.50	35.00	30.00	40.26
7.	Cauliflower Hills	Kg.	46.00	53.50	40.00	71.50	66.50	57.50	50.00	49.00	49.00	40.00	40.00	35.00	49.83
8.	Green Peas	Kg.	60.00	60.00				92.50	50.00	94.00	94.00	52.50	50.00	44.50	66.39
9.	Pointed Guard	Kg.	50.00		44.00	63.00	75.00	62.50	49.00	49.60	49.60	49.80	57.00	57.00	55.14
10.	Capsicum	Kg.	80.00	80.00	80.00	65.70	59.50	50.00	50.00	95.20	95.20	72.50	80.00	82.50	74.22
11.	Mango	Kg.		88.50	64.00										76.25
12.	Orange	Kg.						75.00	65.00	72.00	72.00	72.50	75.00	70.00	71.64
13.	Apple	Kg.	107.00	107.00	104.00	129.50	127.00	120.00	120.00	111.00	111.00	110.00	111.00	110.00	113.96
14.	Banana	Doz.	55.00	55.00	55.00	59.50	59.50	55.00	45.00	38.20	38.20	47.50	47.50	50.00	50.45
15.	Dry Onion	Kg.	24.60	23.00	25.00	30.40	35.40	38.50	40.00	36.80	36.80	30.00	40.00	37.50	33.17
16.	Dry Garlic	Kg.	152.00	138.50	159.00	128.50	120.00	100.00	100.00	106.00	106.00	40.00	42.50	40.00	102.71
17.	Fresh Raw Ginger	Kg.	62.00	62.00	75.00	69.80	72.50	80.00	70.00	80.40	80.40	52.50	52.50	50.00	67.26
18.	Dry Chilli	Kg.	208.50	202.00	202.00	196.00	208.50	210.00	215.00	246.00	196.00	160.00	161.00	160.00	197.08
19.	Green Chilli	Kg.	55.00	50.00	40.00	45.75	77.00	70.00	50.00	77.00	77.00	60.00	62.50	62.50	60.56

Table No. 5.9

DISTRICT : DHANUSHA

S.No.	Commodities	Unit	Baishak	Jestha	Ashad	Shrawan	Bhadra	Aswin	Kartik	Marga	Poush	Magh	Falgun	Chaitra	Average
1.	Red Potato	Kg.	15.00	16.00	16.00	25.00	25.00	20.00	20.00	25.00	25.00	18.50	16.50	16.50	19.88
2.	White Potato	Kg.	11.00	12.00	14.00	18.00	16.50	100.00	100.00	20.00	15.00	12.00	12.00	12.00	28.54
3.	Tomato Big	Kg.	20.00	35.00	40.00	80.00	80.00			80.00	70.00	70.00	70.00	70.00	61.50
4.	Tomato Small	Kg.										80.00	80.00	80.00	80.00
5.	Cabbage	Kg.										30.00	30.00	30.00	30.00
6.	Cauliflower Terai	Kg.								35.00	30.00	27.50	22.50	22.50	27.50
7.	Cauliflower Hills	Kg.			50.00	80.00	110.00	90.00	65.00	100.00	70.00				80.71
8.	Green Peas	Kg.										50.00	40.00	40.00	43.33
9.	Pointed Guard	Kg.	20.00	27.50	20.00	40.00	40.00	60.00	60.00						38.21
10.	Capsicum	Kg.				80.00	80.00	80.00	80.00						80.00
11.	Mango	Kg.			60.00										60.00
12.	Orange	Kg.	60.00	60.00	70.00					50.00	50.00	50.00	50.00	50.00	55.00
13.	Apple	Kg.	120.00	130.00	140.00	140.00	120.00	100.00	100.00	100.00	100.00	110.00	120.00	120.00	116.67
14.	Banana	Doz.	35.00	35.00	40.00	40.00	45.00	50.00	50.00	37.50	35.00	35.00	40.00	40.00	40.21
15.	Dry Onion	Kg.	16.00	16.00	20.00	23.00	32.50	29.00	26.50	27.50	25.00	20.00	16.50	16.50	22.38
16.	Dry Garlic	Kg.	120.00	100.00	100.00	100.00	100.00	110.00	110.00	110.00	120.00	100.00	100.00	100.00	105.83
17.	Fresh Raw Ginger	Kg.	60.00	65.00	80.00	90.00	80.00	80.00	80.00	90.00	75.00	50.00	50.00	50.00	70.83
18.	Dry Chilli	Kg.	200.00	200.00	150.00	155.00	190.00	200.00	200.00	200.00	200.00	200.00	200.00	200.00	191.25
19.	Green Chilli	Kg.	40.00	40.00	40.00	100.00	110.00	150.00	120.00	120.00	100.00	80.00	80.00	80.00	88.33

Table No. 5.10

DISTRICT : PARSA

S.No.	Commodities	Unit	Baishak	Jestha	Ashad	Shrawan	Bhadra	Aswin	Kartik	Marga	Poush	Magh	Falgun	Chaitra	Average
1.	Red Potato	Kg.	15.50	18.00	19.00	19.00	22.50	28.80	33.00	24.00	16.50	14.00	14.00	19.00	20.28
2.	White Potato	Kg.	15.50	17.00	16.00	16.00	21.00	26.40	30.50	22.40	16.00	14.00	14.00	18.00	18.90
3.	Tomato Big	Kg.	15.00	25.00	34.00	34.00	39.10	52.50	47.50	45.50	32.50	29.00	28.00	34.00	34.68
4.	Tomato Small	Kg.	19.00	25.00	25.00	25.00	36.50	51.50	53.00	50.00	35.00	32.50	30.00	36.00	34.88
5.	Cabbage	Kg.	12.00				30.50	31.00	30.40	25.00	25.00	17.50	10.00	11.00	21.38
6.	Cauliflower Terai	Kg.			40.00	40.00		60.00	52.50	30.00	32.50	25.00	12.00	15.00	34.11
7.	Cauliflower Hills	Kg.			40.00	40.00	44.00	60.00	60.00						48.80
8.	Green Peas	Kg.							100.00	75.00	37.50	30.00	30.00	40.00	52.08
9.	Pointed Guard	Kg.	35.50	24.00	27.50	27.50	40.00	50.00	45.00	50.00	55.00		100.00	90.00	49.50
10.	Capsicum	Kg.	48.00	45.00	45.00	45.00	100.00	124.00	123.00	120.00	87.50	82.50	80.00	75.00	81.25
11.	Mango	Kg.		80.00	60.00	60.00									66.67
12.	Orange	Kg.	82.50	80.00	85.00	85.00		100.00	87.50	67.50	45.00	42.50	45.00	60.00	70.91
13.	Apple	Kg.	95.00	100.00	92.50	92.50	114.00	105.00	101.50	137.00	102.50	100.00	100.00	102.50	103.54
14.	Banana	Doz.	30.00	30.00	30.00	30.00	20.00	34.00	33.50	30.00	27.50	25.00	25.00	30.00	28.75
15.	Dry Onion	Kg.	20.00	20.00	22.00	22.00	27.00	38.00	32.00	29.00	26.50	22.00	22.00	20.00	25.04
16.	Dry Garlic	Kg.	125.00	130.00	130.00	130.00	131.00	140.00	125.50	127.50	131.00	102.50	100.00	102.50	122.92
17.	Fresh Raw Ginger	Kg.	80.00	80.00	82.00	82.00	104.00	120.00	120.00	115.00	97.50	77.50	75.00	72.50	92.13
18.	Dry Chilli	Kg.	172.50	175.00	170.00	170.00	200.00	195.00	190.00	188.50	184.50	183.50	168.00	127.50	177.04
19.	Green Chilli	Kg.	31.00	30.00	27.50	27.50	93.00	100.00	100.00	70.00	60.00	55.00	56.00	70.00	60.00

Table No. 5.11

DISTRICT : CHITWAN

S.No.	Commodities	Unit	Baishak	Jestha	Ashad	Shrawan	Bhadra	Aswin	Kartik	Marga	Poush	Magh	Falgun	Chaitra	Average
1.	Red Potato	Kg.	20.50	20.50	21.50	20.00	22.00	19.00	26.00	24.50	20.00	20.00	20.00	22.00	21.33
2.	White Potato	Kg.	15.50	18.00	19.50	18.00	20.00	17.00	20.50	17.50	18.00	18.00	18.00	20.00	18.33
3.	Tomato Big	Kg.	31.00	32.00	47.50	40.00	40.00	40.50	40.00	30.00	37.50	35.00	30.00	31.00	36.21
4.	Tomato Small	Kg.	26.00	28.00	37.50	35.00			40.00	34.00	37.50	35.00	30.00	22.50	32.55
5.	Cabbage	Kg.	12.00	20.00	25.00	25.00	50.00	24.50	21.00	23.00	23.50	21.00	20.00	14.00	23.25
6.	Cauliflower Terai	Kg.							25.00	24.00	35.00	26.50	25.00	27.50	27.17
7.	Cauliflower Hills	Kg.	50.00	35.00	42.50	50.00	80.00	55.00	40.00					40.00	49.06
8.	Green Peas	Kg.		70.00					100.00	70.00	45.00	50.00	50.00	60.00	63.57
9.	Pointed Guard	Kg.	40.00	30.00	39.00	50.00		50.00	45.00					52.50	43.79
10.	Capsicum	Kg.	80.00	80.00	100.00	100.00	100.00	80.00	80.00	60.00	55.00	60.00	80.00	55.00	77.50
11.	Mango	Kg.	67.50	66.00	45.00	90.00								120.00	77.70
12.	Orange	Kg.							47.50	52.50	57.50	62.50	70.00	95.00	64.17
13.	Apple	Kg.	97.50	100.00	105.00	120.00	140.00	120.00	112.50	120.00	110.00	115.00	115.00	120.00	114.58
14.	Banana	Doz.	47.50	61.00	60.00	60.00	60.00	60.00	45.00	40.00	35.00	35.00	40.00	45.00	49.04
15.	Dry Onion	Kg.	22.50	22.50	25.00	30.00	35.00	35.50	31.00	30.00	30.00	27.50	25.00	22.00	28.00
16.	Dry Garlic	Kg.	180.00	172.50	160.00	140.00	80.00	80.00	95.00	90.00	85.00	90.00	100.00	102.50	114.58
17.	Fresh Raw Ginger	Kg.	80.00	80.00	80.00	90.00	80.00	60.00	60.00	50.00	45.00	40.00	40.00	45.00	62.50
18.	Dry Chilli	Kg.	192.50	202.50	190.00	170.00	200.00	190.00	195.00	195.00	180.00	170.00	160.00	195.00	186.67
19.	Green Chilli	Kg.	60.00	40.00	47.50	60.00	110.00	75.00	70.00	50.00	50.00	60.00	60.00	50.00	61.04

Table No. 5.12

DISTRICT : KASKI

S.No.	Commodities	Unit	Baishak	Jestha	Ashad	Shrawan	Bhadra	Aswin	Kartik	Marga	Poush	Magh	Falgun	Chaitra	Average
1.	Red Potato	Kg.	19.20	21.50	23.50	27.50	30.60	28.50	29.10	27.90	22.80	25.40	21.00	23.40	25.03
2.	White Potato	Kg.	17.00	18.30	20.90	25.00	28.00	25.60	27.00	24.60	19.20	20.60	19.00	20.60	22.15
3.	Tomato Big	Kg.	30.00	30.00	57.50	37.50	45.00	54.50	64.50	41.50	40.80	34.60	35.00	45.50	43.03
4.	Tomato Small	Kg.	35.00	35.00	62.50	42.50	41.00	59.50	69.50	44.00	43.20	34.90	40.00	50.50	46.47
5.	Cabbage	Kg.	26.50	25.50	43.50	39.00	37.00	41.50	40.00	29.00	32.00	31.00	33.00	25.50	33.63
6.	Cauliflower Terai	Kg.							52.50	41.50	50.00	37.50	30.00		42.30
7.	Cauliflower Hills	Kg.	57.50	56.00	56.00	67.00	69.00	81.50	57.50	48.50	55.00	44.00	35.00	37.60	55.38
8.	Green Peas	Kg.	57.50	76.00			160.00	160.00	105.00	90.00	53.00	65.00	70.00	55.00	89.15
9.	Pointed Guard	Kg.	60.00	44.00	51.00	58.50		77.00	64.00	58.00			70.00		60.31
10.	Capsicum	Kg.	140.00	110.00	103.50	78.50	83.50	131.00	96.00	75.00	70.00	77.50	94.00	100.00	96.58
11.	Mango	Kg.	70.00	57.00	57.50	68.50	99.00							115.00	77.83
12.	Orange	Kg.	110.00						38.00	42.50	52.00	72.00	70.00	88.50	67.57
13.	Apple	Kg.	105.00	110.00	110.00	139.00	150.00	120.00	104.00	108.00	110.00	120.00	124.00	120.00	118.33
14.	Banana	Doz.	42.50	50.00	55.00	47.00	44.00	36.00	32.50	35.00	35.00	37.00	39.00	39.50	41.04
15.	Dry Onion	Kg.	25.00	24.60	26.50	32.50	40.10	38.00	36.60	31.00	28.00	25.60	25.00	24.00	29.74
16.	Dry Garlic	Kg.	170.00	162.00	145.00	90.50	82.50	78.00	92.50	78.50	88.00	90.00	85.00	90.00	104.33
17.	Fresh Raw Ginger	Kg.	63.50	63.00	75.50	66.00	68.00	63.50	59.00	40.00	45.00	38.50	40.00	37.00	54.92
18.	Dry Chilli	Kg.	130.00	130.00	130.00	125.00	142.50	157.00	172.00	150.00	160.00	153.50	160.00	160.00	147.50
19.	Green Chilli	Kg.	90.00	80.00	75.00	76.00	83.50	91.50	79.50	71.00	68.00	72.50	70.00	70.00	77.25

Table No. 5.13

DISTRICT : PALPA

S.No.	Commodities	Unit	Baishak	Jestha	Ashad	Shrawan	Bhadra	Aswin	Kartik	Marga	Poush	Magh	Falgun	Chaitra	Average
1.	Red Potato	Kg.	17.00	19.60	20.60	21.80	21.80	21.80	23.20	19.40	17.20	17.50	22.00	23.60	20.46
2.	White Potato	Kg.	15.00	17.70	19.20	20.40	19.20	18.00	18.00	16.40	14.70	14.40	18.80	21.00	17.73
3.	Tomato Big	Kg.	19.40	17.80	28.00	30.80	29.10	29.00	54.20	38.20	27.00	25.80	39.60	49.20	32.34
4.	Tomato Small	Kg.		6.00	6.00										6.00
5.	Cabbage	Kg.	16.40	18.70	29.20	28.00	28.40	28.80	29.20	29.20	24.20	24.00	23.80	23.60	25.29
6.	Cauliflower Terai	Kg.		6.00	6.00				53.20	29.20	26.80				24.24
7.	Cauliflower Hills	Kg.	32.40	6.00	48.20	59.00	67.00	75.00	59.80	33.60	29.00	26.50	30.00	30.00	41.38
8.	Green Peas	Kg.	63.80						118.00	98.00	45.00	39.20	50.00	50.00	66.29
9.	Pointed Guard	Kg.	54.80	50.00	48.00	58.00	80.00	80.00	79.20				120.00	120.00	76.67
10.	Capsicum	Kg.	80.00	80.00	79.20	80.00	80.00	80.00	80.00	80.00	70.00	69.60	97.70	98.40	81.24
11.	Mango	Kg.	80.00	72.00	40.00	96.00									72.00
12.	Orange	Kg.	108.00						44.00	43.00	52.00	72.00	83.00	83.00	69.29
13.	Apple	Kg.	101.00	117.50	120.00	178.00	159.50	148.00	108.50	101.00	101.50	115.00	120.00	120.00	124.17
14.	Banana	Doz.	58.00	58.00	58.00	61.00	56.50	56.00	59.50	60.00	55.50	48.80	59.00	59.00	57.44
15.	Dry Onion	Kg.	20.00	19.90	19.40	27.40	35.20	35.20	43.00	30.80	26.10	30.00	23.90	24.20	27.93
16.	Dry Garlic	Kg.	196.00	183.00	138.00	97.00	97.00	97.00	100.00	100.00	95.00	56.80	99.00	100.00	113.23
17.	Fresh Raw Ginger	Kg.	77.00	77.00	77.00	77.00	67.50	58.00	53.00	47.30	47.10	72.80	43.00	44.00	61.73
18.	Dry Chilli	Kg.	245.50	254.00	239.00	244.00	239.00	239.00	239.00	239.00	210.50	220.00	200.00	200.00	230.75
19.	Green Chilli	Kg.	40.00	58.40	59.20	59.00	108.00	119.00	79.00	68.50	70.00	68.00	80.00	80.00	74.09

Table No. 5.14

DISTRICT : RUPANDEHI

S.No.	Commodities	Unit	Baishak	Jestha	Ashad	Shrawan	Bhadra	Aswin	Kartik	Marga	Poush	Magh	Falgun	Chaitra	Average
1.	Red Potato	Kg.	16.00	16.00	15.00	15.00	15.00	15.00	15.00	16.00	17.50	18.00	14.00	14.00	15.54
2.	White Potato	Kg.	15.00	15.00	14.00	14.00	14.00	13.00	13.00	15.00	16.50	17.00	13.00	13.00	14.38
3.	Tomato Big	Kg.	25.00	25.00	42.50	42.50	42.50	40.00	40.00	30.00	31.00	30.00	40.00	40.00	35.71
4.	Tomato Small	Kg.	17.50	17.50	32.50	32.50	32.50	35.00	35.00	25.00	27.00	25.00	35.00	35.00	29.13
5.	Cabbage	Kg.	22.50	22.50	30.00	30.00	30.00	30.00	30.00	27.50	27.50	30.00	10.00	10.00	25.00
6.	Cauliflower Terai	Kg.	32.50	32.50						27.50	22.50	25.00	20.00	20.00	25.71
7.	Cauliflower Hills	Kg.	40.00	40.00	57.50	57.50	57.50	60.00	60.00	27.50	26.50	28.00			45.45
8.	Green Peas	Kg.								55.00	33.50	32.00	50.00	50.00	44.10
9.	Pointed Guard	Kg.	42.50	42.50	45.00	45.00	45.00	60.00	60.00	65.00	60.00	60.00	70.00	70.00	55.42
10.	Capsicum	Kg.	55.00	55.00	90.00	90.00	90.00	60.00	60.00	90.00	90.00	90.00	90.00	90.00	79.17
11.	Mango	Kg.	100.00	100.00	40.00	40.00	40.00								64.00
12.	Orange	Kg.	100.00	100.00						50.00	72.50	75.00	70.00	70.00	76.79
13.	Apple	Kg.	110.00	110.00	115.00	115.00	115.00	120.00	120.00	110.00	110.00	110.00	120.00	120.00	114.58
14.	Banana	Doz.	36.00	36.00	36.00	36.00	36.00	36.00	36.00	36.00	36.00	36.00	36.00	36.00	36.00
15.	Dry Onion	Kg.	19.00	19.00	19.00	19.00	19.00	35.00	35.00	24.50	27.00	20.00	20.00	20.00	23.04
16.	Dry Garlic	Kg.	150.00	150.00	120.00	120.00	120.00	90.00	90.00	80.00	80.00	75.00	80.00	80.00	102.92
17.	Fresh Raw Ginger	Kg.	50.00	50.00	70.00	70.00	70.00	60.00	60.00	42.50	37.50	40.00	40.00	40.00	52.50
18.	Dry Chilli	Kg.	130.00	130.00	140.00	140.00	140.00	150.00	150.00	125.00	100.00	80.00	125.00	125.00	127.92
19.	Green Chilli	Kg.	45.00	45.00	75.00	75.00	75.00	100.00	100.00	65.00	60.00	60.00	50.00	50.00	66.67

Table No. 5.15

DISTRICT : JUMLA

S.No.	Commodities	Unit	Baishak	Jestha	Ashad	Shrawan	Bhadra	Aswin	Kartik	Marga	Poush	Magh	Falgun	Chaitra	Average
1.	Red Potato	Kg.	30.00	30.00	40.00	30.00	35.00	35.00	35.00	35.00	40.00	40.00	40.00	40.00	35.83
2.	White Potato	Kg.	30.00	30.00	40.00	30.00	35.00	35.00	35.00	35.00	40.00	40.00	40.00	40.00	35.83
3.	Tomato Big	Kg.				50.00	50.00	50.00	100.00	100.00	100.00	100.00	100.00	100.00	83.33
4.	Tomato Small	Kg.				50.00	50.00	50.00	100.00	100.00	100.00	100.00	100.00	100.00	83.33
5.	Cabbage	Kg.				60.00	60.00	60.00	40.00	40.00	80.00	80.00	80.00	80.00	64.44
6.	Cauliflower Terai	Kg.													
7.	Cauliflower Hills	Kg.	80.00	80.00	80.00	60.00	60.00	60.00	80.00	80.00	80.00	80.00	80.00	80.00	75.00
8.	Green Peas	Kg.	80.00	80.00	80.00	50.00	50.00	50.00							65.00
9.	Pointed Guard	Kg.													
10.	Capsicum	Kg.													
11.	Mango	Kg.													
12.	Orange	Kg.													
13.	Apple	Kg.					35.00	35.00	50.00	50.00	80.00	80.00	80.00	80.00	61.25
14.	Banana	Doz.													
15.	Dry Onion	Kg.	60.00	60.00	60.00	60.00	60.00	60.00	80.00	80.00	70.00	70.00	70.00	70.00	66.67
16.	Dry Garlic	Kg.	220.00	220.00	220.00	220.00	220.00	220.00	220.00	220.00	200.00	200.00	200.00	200.00	213.33
17.	Fresh Raw Ginger	Kg.	80.00	80.00	80.00	80.00	90.00	90.00	90.00	90.00	60.00	60.00	60.00	60.00	76.67
18.	Dry Chilli	Kg.	200.00	200.00	250.00	250.00	300.00	300.00	300.00	300.00	300.00	300.00	300.00	300.00	275.00
19.	Green Chilli	Kg.				200.00	200.00	200.00	200.00		200.00	200.00	200.00	200.00	200.00

Table No. 5.16

DISTRICT : ROLPA

S.No.	Commodities	Unit	Baishak	Jestha	Ashad	Shrawan	Bhadra	Aswin	Kartik	Marga	Poush	Magh	Falgun	Chaitra	Average
1.	Red Potato	Kg.	20.00	20.00	30.00	35.00	35.00	35.00	35.00	35.00	35.00	35.00	25.00	25.00	30.42
2.	White Potato	Kg.	20.00	20.00	30.00	32.00	32.00	32.00	30.00	30.00	30.00	35.00	25.00	25.00	28.42
3.	Tomato Big	Kg.	40.00	40.00	25.00	40.00	40.00	40.00	50.00	50.00	50.00	30.00	30.00	40.00	39.58
4.	Tomato Small	Kg.	45.00	45.00	27.50	50.00	50.00	50.00	50.00	50.00	50.00	30.00	30.00	40.00	43.13
5.	Cabbage	Kg.	22.50	20.00	30.00	40.00	40.00	40.00	40.00	40.00	40.00	20.00	20.00	30.00	31.88
6.	Cauliflower Terai	Kg.													
7.	Cauliflower Hills	Kg.				50.00	50.00	50.00	45.00	40.00	40.00	30.00	30.00	40.00	41.67
8.	Green Peas	Kg.	45.00	45.00	50.00							60.00	40.00	40.00	46.67
9.	Pointed Guard	Kg.	65.00	65.00											65.00
10.	Capsicum	Kg.	50.00	50.00	45.00							60.00			51.25
11.	Mango	Kg.	100.00	100.00	70.00										90.00
12.	Orange	Kg.				40.00	40.00	40.00	40.00	40.00	40.00	45.00	55.00		42.50
13.	Apple	Kg.	120.00	120.00	120.00	130.00	130.00	130.00	130.00	130.00	130.00	150.00			129.00
14.	Banana	Doz.	70.00	70.00	60.00	60.00	60.00	60.00	60.00	60.00	60.00	60.00	60.00	60.00	61.67
15.	Dry Onion	Kg.	45.00	45.00	35.00	100.00	100.00	100.00	62.50	65.00	65.00	30.00	30.00	35.00	59.38
16.	Dry Garlic	Kg.	120.00	120.00	110.00	100.00	100.00	100.00	105.00	105.00	105.00	100.00	90.00	100.00	104.58
17.	Fresh Raw Ginger	Kg.	55.00	60.00	80.00	55.00	55.00	55.00	45.00	45.00	45.00	35.00	40.00	40.00	50.83
18.	Dry Chilli	Kg.	250.00	250.00	300.00	200.00	200.00	200.00	205.00	205.00	205.00	210.00	210.00	210.00	220.42
19.	Green Chilli	Kg.	90.00	90.00	85.00	90.00	90.00	90.00	85.00	85.00	85.00	90.00	70.00	70.00	85.00

Table No. 5.17

DISTRICT : SURKHET

S.No.	Commodities	Unit	Baishak	Jestha	Ashad	Shrawan	Bhadra	Aswin	Kartik	Marga	Poush	Magh	Falgun	Chaitra	Average
1.	Red Potato	Kg.	30.00	33.50	42.00	30.00	33.50	42.00	41.50	34.00	23.50	20.00	19.00	26.00	31.25
2.	White Potato	Kg.	25.50	29.00	35.00	25.50	29.00	35.00	27.50	22.00	20.50	21.00	15.00	21.00	25.50
3.	Tomato Big	Kg.	38.00	36.00	40.00	38.00	36.00	40.00	45.50	28.00	28.50	37.00	48.00	34.50	37.46
4.	Tomato Small	Kg.													
5.	Cabbage	Kg.	39.00	39.00	41.00	39.00	39.00	41.00	19.50	21.00	21.00	21.00	21.00	20.50	30.17
6.	Cauliflower Terai	Kg.	51.25			51.25			34.00	35.00	38.00			41.00	41.75
7.	Cauliflower Hills	Kg.	52.50	58.00	61.00	52.50	58.00	61.00	42.00	35.50	39.00	41.00	44.00		49.50
8.	Green Peas	Kg.	57.50	55.00		57.50	55.00			59.00	58.50	45.50	57.75	57.50	55.92
9.	Pointed Guard	Kg.													
10.	Capsicum	Kg.	70.00	70.00	70.00	70.00	70.00	70.00	66.00	46.00	46.00	46.00	73.00	73.00	64.17
11.	Mango	Kg.	49.00			49.00									49.00
12.	Orange	Kg.							61.25	51.50	51.50	63.00	72.25	95.00	65.75
13.	Apple	Kg.	177.00	139.00	125.00	177.00	139.00	125.00	125.00	126.00	140.00	130.00	130.00	130.00	138.58
14.	Banana	Doz.	60.00	60.00	53.00	60.00	60.00	53.00	54.00	53.00	53.00	53.00	53.00	53.00	55.42
15.	Dry Onion	Kg.	38.00	48.50	43.00	38.00	48.50	43.00	44.00	42.50	42.50	38.00	41.00	35.00	41.83
16.	Dry Garlic	Kg.	85.00	97.00	103.00	85.00	97.00	103.00	97.50	103.00	103.00	103.00	103.00	85.50	97.08
17.	Fresh Raw Ginger	Kg.	77.50	76.50	75.00	77.50	76.50	75.00	50.00	47.00	48.50	42.00	41.00	41.00	60.63
18.	Dry Chilli	Kg.	155.00	155.00	155.00	155.00	155.00	155.00	155.00	155.00	155.00	155.00	216.70	216.70	165.28
19.	Green Chilli	Kg.	54.50	76.00	77.00	54.50	76.00	77.00	68.00	57.00	57.00	58.50	71.00	71.00	66.46

Table No. 5.18

DISTRICT : BANKE

S.No.	Commodities	Unit	Baishak	Jestha	Ashad	Shrawan	Bhadra	Aswin	Kartik	Marga	Poush	Magh	Falgun	Chaitra	Average
1.	Red Potato	Kg.	20.00	20.00	20.00	20.00	20.00	25.00	30.00	22.50	15.00	15.00	18.34	20.00	20.49
2.	White Potato	Kg.	15.00	15.00	15.00	15.00	15.00	20.00	25.00	15.00	12.00	12.00	14.17	15.00	15.68
3.	Tomato Big	Kg.	15.00	20.00	20.00	20.00	20.00	40.00	45.00	25.00	20.00	20.00	20.00	18.33	23.61
4.	Tomato Small	Kg.	15.00	20.00	20.00	20.00	20.00	40.00	40.00	20.00	15.00	15.00	15.00	15.00	21.25
5.	Cabbage	Kg.	10.00	15.00	15.00	15.00	15.00	20.00	20.00	20.00	10.00	10.00	10.00	15.00	14.58
6.	Cauliflower Terai	Kg.	85.00	85.00	43.00	43.00	43.00		45.00	28.33	20.00	28.33	40.00		46.07
7.	Cauliflower Hills	Kg.						65.00	65.00	32.67	32.67	32.67	48.00	50.00	46.57
8.	Green Peas	Kg.								54.17	30.00	30.00	43.34	95.00	50.50
9.	Pointed Guard	Kg.	45.00	45.00	40.00	40.00	40.00	43.33	43.33	59.17	65.00	65.00	65.00	65.00	51.32
10.	Capsicum	Kg.						55.00	55.00	55.00	55.00	55.00	55.00	93.33	60.48
11.	Mango	Kg.			35.00	35.00	35.00	41.67	41.67						37.67
12.	Orange	Kg.							75.00	55.00	66.67	66.67	66.67	70.00	66.67
13.	Apple	Kg.	140.00	140.00	140.00	140.00	140.00	163.33	163.33	140.00	140.00	140.00	140.00	140.00	143.89
14.	Banana	Doz.	55.00	60.00	60.00	60.00	60.00	60.00	60.00	40.00	40.00	40.00	48.33	48.33	52.64
15.	Dry Onion	Kg.	35.00	30.00	30.00	30.00	30.00	38.33	38.33	25.00	25.00	25.00	25.00	25.00	29.72
16.	Dry Garlic	Kg.	185.00	165.00	180.00	180.00	180.00	200.00	200.00	80.00	140.00	140.00	140.00	140.00	160.83
17.	Fresh Raw Ginger	Kg.	130.00	140.00	140.00	140.00	140.00	143.33	143.33	50.00	40.00	40.00	40.00	40.00	98.89
18.	Dry Chilli	Kg.	190.00	185.00	185.00	185.00	185.00	200.00	200.00	220.00	160.00	160.00	160.00	160.00	182.50
19.	Green Chilli	Kg.	50.00	50.00	50.00	50.00	50.00	50.00	50.00	35.00	35.00	35.00	35.00	61.67	45.97

Table No. 5.19

DISTRICT : ACHHAM

S.No.	Commodities	Unit	Baishak	Jestha	Ashad	Shrawan	Bhadra	Aswin	Kartik	Marga	Poush	Magh	Falgun	Chaitra	Average
1.	Red Potato	Kg.	30.00	30.00	30.00	35.00	35.00	40.00	37.50	35.00	35.00	35.00	30.00	40.00	34.38
2.	White Potato	Kg.	25.00	25.00	25.00	30.00	30.00	40.00	25.00	30.00	30.00	32.50	25.00	32.50	29.17
3.	Tomato Big	Kg.	50.00	60.00	60.00	80.00	80.00	80.00	80.00	65.00	50.00	55.00	60.00	80.00	66.67
4.	Tomato Small	Kg.	40.00	50.00	50.00	70.00	70.00	70.00	70.00	60.00	50.00	50.00	50.00	60.00	57.50
5.	Cabbage	Kg.	40.00	40.00	40.00	50.00	50.00	50.00	50.00	50.00	50.00	45.00	40.00	40.00	45.42
6.	Cauliflower Terai	Kg.	60.00	60.00	80.00	80.00	80.00	80.00	80.00	60.00	60.00	50.00	60.00	60.00	67.50
7.	Cauliflower Hills	Kg.	50.00	60.00	80.00	80.00	80.00	80.00	80.00	60.00	60.00	60.00	60.00	65.00	67.92
8.	Green Peas	Kg.								80.00	80.00	80.00	70.00	80.00	78.00
9.	Pointed Guard	Kg.													
10.	Capsicum	Kg.	80.00	80.00	80.00					80.00	80.00	80.00	80.00	80.00	80.00
11.	Mango	Kg.			100.00	100.00									100.00
12.	Orange	Kg.								60.00	60.00	60.00	80.00	80.00	68.00
13.	Apple	Kg.	160.00	160.00	160.00	250.00	250.00	250.00	150.00	250.00	150.00	175.00	175.00	200.00	194.17
14.	Banana	Doz.	60.00	60.00	60.00	60.00	60.00	60.00	60.00	60.00	60.00	60.00	60.00	60.00	60.00
15.	Dry Onion	Kg.	60.00	40.00	40.00	40.00	40.00	80.00	50.00	60.00	60.00	65.00	65.00	60.00	55.00
16.	Dry Garlic	Kg.	200.00	100.00	100.00	150.00	150.00	150.00	135.00	150.00	150.00	150.00	120.00	110.00	138.75
17.	Fresh Raw Ginger	Kg.	120.00	160.00	160.00	160.00	160.00	160.00	140.00	80.00	80.00	80.00	80.00	80.00	121.67
18.	Dry Chilli	Kg.	300.00	300.00	300.00	300.00	300.00	300.00	300.00	300.00	300.00	300.00	300.00	300.00	300.00
19.	Green Chilli	Kg.	80.00	120.00	120.00	100.00	100.00	100.00	100.00	100.00	100.00	110.00	150.00	125.00	108.75

Table No. 5.20

DISTRICT : DOTI

S.No.	Commodities	Unit	Baishak	Jestha	Ashad	Shrawan	Bhadra	Aswin	Kartik	Marga	Poush	Magh	Falgun	Chaitra	Average
1.	Red Potato	Kg.	29.00	28.00	29.00	30.00	30.00	30.00	30.00	30.00	30.00	28.00	29.00	34.00	29.75
2.	White Potato	Kg.	40.00	38.50	38.50	40.00	40.00	39.20	39.60	40.00	40.00	34.50	31.00	31.00	37.69
3.	Tomato Big	Kg.	40.00	40.00	40.00	60.00	60.00	60.00	58.40	56.40	56.00	41.00	32.00	44.00	48.98
4.	Tomato Small	Kg.	35.00	35.00	35.00	35.00	35.00	35.00	37.50	40.00	40.00	38.50	37.00	37.00	36.67
5.	Cabbage	Kg.	29.00	27.00	28.00				40.00	40.00	40.00	35.00	35.00	31.00	33.89
6.	Cauliflower Terai	Kg.							50.00	50.00	50.00	31.00	32.00	35.50	41.42
7.	Cauliflower Hills	Kg.	40.00	40.00	40.00				60.00	60.00	60.00	39.00	39.00	39.00	46.33
8.	Green Peas	Kg.	50.00	50.00	50.00									34.00	46.00
9.	Pointed Guard	Kg.													
10.	Capsicum	Kg.	50.00	50.00	50.00									58.00	52.00
11.	Mango	Kg.	56.50	45.00	56.50	68.00	68.00								58.80
12.	Orange	Kg.				72.50	75.00		68.00	66.50	65.00	65.00	65.00	72.50	68.69
13.	Apple	Kg.	148.00	143.00	145.00	140.00	140.00	138.00	144.00	150.00	150.00	124.00	124.00	132.00	139.83
14.	Banana	Doz.	43.50	40.00	43.50	50.00	50.00	48.00	49.00	50.00	50.00	48.00	43.00	43.50	46.54
15.	Dry Onion	Kg.	40.00	40.00	40.00	45.00	45.00	57.00	62.00	68.10	68.00	52.00	52.00	56.00	52.09
16.	Dry Garlic	Kg.	60.00	60.00	60.00	80.00	80.00	98.00	132.50	169.50	167.00	167.00	167.00	137.50	114.88
17.	Fresh Raw Ginger	Kg.	60.00	60.00	60.00	70.00	70.00	49.00	60.50	74.10	72.00	46.00	46.00	67.00	61.22
18.	Dry Chilli	Kg.	209.00	200.00	209.00	218.00	218.00	218.00	219.00	210.00	200.00	230.00	260.00	265.00	221.33
19.	Green Chilli	Kg.	69.50	60.00	64.50	74.00	74.00	74.00	82.00	96.00	99.00	109.50	120.00	116.00	86.54

Table No. 5.21

DISTRICT : KAILALI

S.No.	Commodities	Unit	Baishak	Jestha	Ashad	Shrawan	Bhadra	Aswin	Kartik	Marga	Poush	Magh	Falgun	Chaitra	Average
1.	Red Potato	Kg.	16.50	18.00	25.00	25.00	30.00	35.00	27.50	22.50	17.50	16.50	18.70	17.50	22.48
2.	White Potato	Kg.	12.00	13.00	15.50	15.50	15.00	16.50	14.50	13.00	12.00	10.50	13.20	15.50	13.85
3.	Tomato Big	Kg.	25.00	15.00	36.00	36.00	40.00	35.00	57.50	35.00	26.50	20.00	28.50	50.00	33.71
4.	Tomato Small	Kg.									30.00			35.00	32.50
5.	Cabbage	Kg.	15.00	15.00	19.00	19.00	18.00	28.00	25.50	15.00	16.50	13.05	22.30	14.00	18.36
6.	Cauliflower Terai	Kg.	15.00						60.00	40.00	21.00	20.00	25.00	25.00	29.43
7.	Cauliflower Hills	Kg.													
8.	Green Peas	Kg.	40.00					40.00		90.00	60.00	54.00	57.50	55.00	56.64
9.	Pointed Guard	Kg.			60.00	60.00	60.00	60.00		60.00				70.00	61.67
10.	Capsicum	Kg.	60.00	45.00	60.00	60.00	60.00	60.00		57.50	57.50	52.00		90.00	60.20
11.	Mango	Kg.	110.00	60.00	48.50	48.50	80.00								69.40
12.	Orange	Kg.	100.00						80.00	80.00	60.00	67.00	107.00	90.00	83.43
13.	Apple	Kg.	89.10	158.00	136.00	136.00	200.00	100.00	104.00	150.00	113.40	111.90	168.00	124.00	132.53
14.	Banana	Doz.	40.00	40.00	41.00	41.00	50.00	47.50	50.00	40.00	38.50	34.40	35.40	35.90	41.14
15.	Dry Onion	Kg.	25.00	27.50	25.00	25.00	40.00	40.00	37.50	35.50	30.00	25.00	26.40	25.00	30.16
16.	Dry Garlic	Kg.	190.70	200.00	205.00	205.00	200.00	245.00	250.00	275.00	255.00	220.00	325.00	202.50	231.10
17.	Fresh Raw Ginger	Kg.	42.00	60.00	60.00	60.00	60.00	60.00	60.00	60.00	60.00	55.00	60.00	50.00	57.25
18.	Dry Chilli	Kg.	206.50	207.50	210.00	210.00	220.00	240.00	270.00	323.00	345.00	350.00	354.00	237.50	264.46
19.	Green Chilli	Kg.	40.00	42.50	46.50	46.50	40.00	80.00	65.00	80.00	80.00	77.50	75.00	55.00	60.67

**Table No. 6.**  
**NATIONAL MONTHLY AVERAGE WHOLESALE PRICES OF AGRICULTURAL COMMODITIES**  
Year : 2068(2011/2012)

S.No.	Commodities	Units	Baishak	Jestha	Ashad	Sharwan	Bhadra	Aswin	Kartik	Marga	Poush	Magh	Falgun	Chaitra	Average
1	Paddy Coarse	Quintal	2063.67	2003.67	2010.06	2005.94	2029.94	2033.95	2041.45	2076.17	2078.17	2041.75	1993.48	1925.57	2025.32
2	Paddy Medium	Quintal	2115.00	2119.38	2137.81	2134.50	2127.44	2172.81	2207.81	2244.85	2255.78	2233.19	2238.23	2168.54	2179.61
3	Paddy Fine	Quintal	3087.78	3085.00	3102.87	3139.63	3097.41	3029.63	3019.07	3155.46	3258.52	3234.26	3176.67	3069.22	3121.29
4	Rice Coarse	Quintal	2990.00	2963.75	2956.42	3041.83	3094.79	3127.86	3167.50	3187.93	3140.14	3079.79	3028.71	2973.00	3062.64
5	Rice Medium	Quintal	3743.13	3783.33	3838.33	3878.75	3877.60	3853.78	3886.99	3952.22	3893.87	3848.87	3833.21	3738.00	3844.01
6	Rice Fine	Quintal	6213.33	6213.33	6222.67	6259.75	6221.46	6044.25	6127.11	6163.82	6000.68	5919.21	6042.07	6018.00	6120.47
7	Wheat	Quintal	2280.00	2280.83	2258.61	2235.28	2235.83	2256.86	2225.73	2215.14	2225.45	2212.50	2184.77	2180.23	2232.60
8	Wheat Flour	Quintal	3093.75	3054.17	3045.83	3009.58	3000.83	3035.77	3033.96	3035.23	3040.23	3047.65	3030.46	2972.65	3033.34
9	Maize	Quintal	2162.60	2105.60	2060.10	2034.10	2033.93	2008.00	1993.11	2016.44	2021.21	2002.67	1985.64	1977.68	2033.42
10	Black Gram (Broken)	Quintal	10137.71	10120.00	10130.42	10113.75	10097.08	9969.50	9802.00	9936.64	9993.61	9864.75	9757.07	9692.25	9967.90
11	Pigeon Pea	Quintal	10544.17	10977.50	11272.92	11155.83	11176.67	10898.93	10628.57	10648.57	10602.31	10721.54	10660.71	10685.71	10831.12
12	Moong Broken	Quintal	12762.50	12645.00	12630.00	12436.67	12461.67	12658.57	12603.57	12493.93	12445.00	12477.14	12223.57	12130.71	12497.36
13	Lentil Broken	Quintal	8230.83	8093.33	7974.58	7901.67	7810.00	8039.79	8103.36	8152.29	8259.79	8291.93	8051.93	8048.93	8079.87
14	Horsegram Big	Quintal	6150.00	6179.17	6227.08	6252.08	6255.83	6403.57	6653.57	6978.57	7221.43	7342.86	7317.86	7364.29	6698.86
15	Horsegram Small	Quintal	5322.73	5354.55	5534.09	5625.00	5686.36	5795.45	5916.36	6102.73	6286.36	6486.36	6383.64	6358.75	5904.37
16	Soyabean	Quintal	6424.17	6428.33	6388.75	6407.50	6345.00	6320.36	6427.86	6522.50	6634.29	6748.21	6745.71	6660.00	6504.39
17	Peas	Quintal	4525.00	4455.00	4405.00	4435.00	4440.00	4584.58	4666.67	4740.83	4740.00	4815.00	4940.00	4929.58	4639.72
18	Mustard Seed	Quintal	6432.86	6445.71	6504.29	6585.71	6630.00	6512.09	6624.59	5881.54	5167.88	5210.89	5119.22	4968.67	6006.95
19	Mustard Oil	Litre	128.58	129.17	129.58	128.88	127.54	130.36	131.00	132.38	133.77	136.11	137.04	136.29	131.72
20	Soyabean oil	Litre	107.55	107.86	108.00	110.55	110.68	112.38	113.43	113.30	113.88	113.79	114.71	116.03	111.85
21	Vegetable Ghee	Kg.	103.88	104.63	105.46	106.25	105.68	107.98	107.32	108.29	110.24	112.14	112.00	111.86	107.98
22	Fresh Fish	Quintal	17555.00	17345.00	17140.00	17681.82	17754.55	17702.31	17813.85	18000.00	17775.65	17558.73	17948.46	18047.08	17693.54
23	Hen Egg	Nos.	7.70	7.78	7.89	8.02	8.09	8.01	8.00	7.99	7.95	7.94	8.00	8.09	7.96
24	Potato Red	Quintal	1474.17	1509.58	1537.50	1664.58	1667.92	1890.36	2073.82	2110.25	2217.75	2323.00	2353.57	2359.14	1931.80
25	Potato white	Quintal	1224.58	1272.92	1318.33	1383.96	1471.88	1610.71	1667.79	1735.64	1789.04	1822.50	1847.75	1838.96	1582.00
26	Tomato Big	Quintal	1919.17	1853.33	1829.17	2487.50	2779.17	3150.00	3253.57	3266.89	3355.11	3641.32	3915.71	4244.29	2974.60
27	Tomato small	Quintal	1634.38	1712.50	1818.75	2518.75	2868.75	3281.25	2950.00	2534.00	2606.00	2985.00	3835.71	4007.14	2729.35
28	Cauliflower Terai	Quintal	2037.50	2350.00	2600.00	2700.00	3075.00	3219.33	3937.50	3946.00	4500.00	4500.00	4775.00	4287.44	3493.98
29	Cauliflower Hills	Quintal	3241.67	3100.00	3354.13	3720.33	3855.50	4259.95	4488.14	4762.23	4934.75	5020.17	5079.83	4846.18	4221.91
30	Green Peas	Quintal	3981.25	4093.75	4192.86	4966.67	5500.00	6100.00	6450.00	8366.67	7208.25	4227.67	7976.60	7030.50	5841.18
31	Mango	Quintal	7125.00	6657.14	6106.25	5622.22	5153.67	5054.17	5438.88	5113.30	5022.17	5204.00	5500.00	5500.00	5624.73
32	Orange	Quintal	8661.11	9300.00	8750.00	7833.33	6500.00	6433.33	6075.00	5575.00	4300.00	4350.00	7033.33	5788.89	6716.67
33	Apple	Quintal	9563.64	10115.45	10453.64	10590.00	10862.73	10725.92	10983.62	11607.46	11617.58	11170.12	10852.35	10643.38	10765.49
34	Banana	Dozen	37.17	37.88	38.63	40.67	40.50	40.22	39.61	39.08	39.24	38.27	38.74	38.96	39.08
35	Fresh Raw Ginger	Quintal	6360.83	6328.33	6433.33	6326.67	6387.50	5794.07	5762.41	5622.06	5580.61	5761.68	5942.14	5724.14	6001.98
36	Dry Ginger	Quintal	20166.67	20166.67	20166.67	20166.67	20000.00	24250.00	25750.00	23875.00	23875.00	23937.50	28166.67	28166.67	23223.96
37	Dry Chilli	Quintal	16116.67	16191.67	16500.00	16762.50	16745.83	16678.57	16735.71	16846.43	17277.14	17547.36	17659.25	17929.50	16915.89
38	Onion	Quintal	2012.50	1942.08	1945.42	2004.17	2084.17	2484.29	2634.29	2797.39	2983.82	3093.57	3228.32	3183.07	2532.76
39	Dry Garlic	Quintal	15279.17	15158.33	14691.92	14154.67	13921.33	12586.29	11581.29	11445.50	10510.43	10429.61	10445.21	10586.79	12565.88

**Table No. 6.1**  
Monthly Wholesale Price of Some Agricultural Commodities  
Year : 2068(2011/2012)

District :JHAPA

S.No.	Commodities	Units	Baishak	Jestha	Ashad	Sharwan	Bhadra	Aswin	Kartik	Marga	Poush	Magh	Falgun	Chaitra	Average
1	Paddy Coarse	Quintal	1900.00	1400.00	1400.00	1100.00	1100.00	1200.00	1200.00	1300.00	1300.00	1400.00	1400.00	1350.00	1337.50
2	Paddy Medium	Quintal	2250.00	2250.00	2250.00	2200.00	2200.00	2200.00	2200.00	2250.00	2250.00	2300.00	2300.00	2250.00	2241.67
3	Paddy Fine	Quintal	5000.00	5000.00	5000.00	5000.00	5000.00	5200.00	5200.00	5500.00	5500.00	5500.00	5500.00	5400.00	5233.33
4	Rice Coarse	Quintal	2800.00	2800.00	2800.00	2800.00	2800.00	2900.00	2900.00	3000.00	3000.00	3000.00	3000.00	3100.00	2908.33
5	Rice Medium	Quintal	3400.00	3600.00	3600.00	3600.00	3600.00	3800.00	3800.00	4000.00	4000.00	4100.00	4100.00	4100.00	3808.33
6	Rice Fine	Quintal	7000.00	7000.00	7000.00	7000.00	7000.00	7500.00	7500.00	7700.00	7700.00	7800.00	7800.00	7800.00	7400.00
7	Wheat	Quintal	3000.00	3100.00	3100.00	3000.00	3000.00	3200.00	3200.00	3200.00	3200.00	3300.00	3300.00	3250.00	3154.17
8	Wheat Flour	Quintal	3100.00	3300.00	3300.00	3100.00	3100.00	3400.00	3400.00	3500.00	3500.00	3700.00	3700.00	3100.00	3350.00
9	Maize	Quintal	1600.00	1400.00	1400.00	1200.00	1200.00	1300.00	1300.00	1400.00	1400.00	1400.00	1400.00	1350.00	1362.50
10	Black Gram (Broken)	Quintal	9000.00	9000.00	9000.00	9000.00	9000.00	9000.00	9000.00	9500.00	9500.00	9500.00	9500.00	9800.00	9233.33
11	Pigeon Pea	Quintal	10000.00	10500.00	10500.00	10500.00	10500.00	10500.00	10500.00	11000.00	11000.00	11500.00	11500.00	12000.00	10833.33
12	Moong Broken	Quintal	11000.00	11000.00	11000.00	11000.00	11000.00	11500.00	11500.00	11000.00	11000.00	11500.00	11500.00	11500.00	11250.00
13	Lentil Broken	Quintal	8500.00	9000.00	9000.00	9500.00	9500.00	9000.00	9000.00	9500.00	9500.00	10000.00	10000.00	10000.00	9375.00
14	Horsegram Big	Quintal	5300.00	5500.00	5500.00	5500.00	5500.00	5800.00	5800.00	6000.00	6000.00	7500.00	7500.00	7600.00	6125.00
15	Horsegram Small	Quintal	5000.00	5100.00	5100.00	5100.00	5100.00	5300.00	5300.00	5500.00	5500.00	7200.00	7200.00	7300.00	5725.00
16	Soyabean	Quintal	7000.00	7500.00	7500.00	7500.00	7500.00	7500.00	7500.00	7800.00	7800.00	7900.00	7900.00	7800.00	7600.00
17	Peas	Quintal													
18	Mustard Seed	Quintal													
19	Mustard Oil	Litre	120.00	120.00	120.00	120.00	120.00	130.00	130.00	135.00	135.00	140.00	140.00	135.00	128.75
20	Soyabean oil	Litre	100.00	100.00	100.00	107.50	107.50	110.00	110.00	110.00	110.00	115.00	115.00	120.00	108.75
21	Vegetable Ghee	Kg.	100.00	105.00	105.00	105.00	105.00	100.00	100.00	100.00	100.00	110.00	110.00	110.00	104.17
22	Fresh Fish	Quintal	18000.00	18000.00	18000.00	20000.00	20000.00	20000.00	20000.00	21000.00	21000.00	21000.00	21000.00	22000.00	20000.00
23	Hen Egg	Nos.	10.00	10.00	10.00	10.00	10.00	10.00	10.00	10.00	10.00	10.00	10.00	10.00	10.00
24	Potato Red	Quintal	1900.00	2000.00	2000.00	1800.00	1800.00	2500.00	2500.00	2800.00	2800.00	3000.00	3000.00	3000.00	2425.00
25	Potato white	Quintal	1600.00	1700.00	1700.00	1500.00	1500.00	2000.00	2000.00	2200.00	2200.00	2300.00	2300.00	2350.00	1945.83
26	Tomato Big	Quintal	2400.00	1500.00	1500.00	3000.00	3000.00	4000.00	4000.00	5000.00	5000.00	5200.00	5200.00	5300.00	3758.33
27	Tomato small	Quintal													
28	Cauliflower Terai	Quintal	2000.00	3000.00	3000.00	3000.00	3000.00							5000.00	3166.67
29	Cauliflower Hills	Quintal						4500.00	4500.00	4500.00	4500.00	4200.00	4200.00	4300.00	4385.71
30	Green Peas	Quintal	6000.00	5500.00	5500.00	7000.00	7000.00	7000.00	7000.00	6500.00	6500.00	6000.00	6000.00	6200.00	6350.00
31	Mango	Quintal	8500.00	6500.00	6500.00	9000.00	9000.00	10000.00	10000.00						8500.00
32	Orange	Quintal	8500.00											5500.00	7000.00
33	Apple	Quintal	11000.00	12000.00	12000.00	12000.00	12000.00	11500.00	11500.00	13000.00	13000.00	13000.00	13000.00	12000.00	12166.67
34	Banana	Dozen	35.00	35.00	35.00	35.00	35.00	35.00	35.00	35.00	35.00	34.00	34.00	35.00	34.83
35	Fresh Raw Ginger	Quintal	6000.00	8000.00	8000.00	7000.00	7000.00	1800.00	1800.00	2000.00	2000.00	2200.00	2200.00	2250.00	4187.50
36	Dry Ginger	Quintal													
37	Dry Chilli	Quintal	16000.00	16000.00	16000.00	17500.00	17500.00	18000.00	18000.00	18000.00	18000.00	17500.00	17500.00	18000.00	17333.33
38	Onion	Quintal	3500.00	2500.00	2500.00	2500.00	2500.00	3500.00	3500.00	3000.00	3000.00	2800.00	2800.00	2800.00	2908.33
39	Dry Garlic	Quintal	23000.00	24000.00	24000.00	24000.00	24000.00	12500.00	12500.00	12000.00	12000.00	11500.00	11500.00	11000.00	16833.33

Table No. 6.2

District : DHANKUTA

S.No.	Commodities	Units	Baishak	Jestha	Ashad	Sharwan	Bhadra	Aswin	Kartik	Marga	Poush	Magh	Falgun	Chaitra	Average
1	Paddy Coarse	Quintal													
2	Paddy Medium	Quintal													
3	Paddy Fine	Quintal													
4	Rice Coarse	Quintal	3200.00	3200.00	3350.00	3500.00	3500.00	3250.00	2950.00	3000.00	3100.00	3000.00	2950.00	3000.00	3166.67
5	Rice Medium	Quintal	4000.00	4050.00	4200.00	4300.00	4300.00	4100.00	3850.00	3800.00	4000.00	4250.00	4350.00	4400.00	4133.33
6	Rice Fine	Quintal	8400.00	8300.00	8100.00	8100.00	8200.00	7800.00	7450.00	7700.00	7800.00	7700.00	7750.00	7800.00	7925.00
7	Wheat	Quintal													
8	Wheat Flour	Quintal	3500.00	3350.00	3200.00	3150.00	3100.00	3350.00	3650.00	3350.00	3000.00	3000.00	3050.00	3100.00	3233.33
9	Maize	Quintal													
10	Black Gram (Broken)	Quintal	11500.00	11500.00	11650.00	11750.00	11700.00	10600.00	9650.00	10400.00	10500.00	10250.00	10500.00	10500.00	10875.00
11	Pigeon Pea	Quintal	11600.00	11250.00	11050.00	11500.00	11800.00	11400.00	11000.00	11100.00	11100.00	11500.00	12000.00	12000.00	11441.67
12	Moong Broken	Quintal	13800.00	13900.00	14200.00	14300.00	14200.00	14100.00	14000.00	13900.00	13650.00	13500.00	13500.00	13500.00	13879.17
13	Lentil Broken	Quintal	8100.00	7800.00	7550.00	7650.00	7700.00	7850.00	7900.00	7800.00	7700.00	7800.00	8150.00	8300.00	7858.33
14	Horsegram Big	Quintal	6600.00	6400.00	6200.00	6200.00	6200.00	6500.00	6800.00	7350.00	7250.00	6600.00	6600.00	7450.00	6679.17
15	Horsegram Small	Quintal													
16	Soyabean	Quintal	7300.00	7300.00	7250.00	7200.00	7200.00	7500.00	7800.00	7800.00	7650.00	7500.00	7650.00	7800.00	7495.83
17	Peas	Quintal													
18	Mustard Seed	Quintal													
19	Mustard Oil	Litre	140.00	140.00	141.00	141.50	141.00	137.50	135.00	138.00	140.00	140.00	140.00	140.00	139.50
20	Soyabean oil	Litre	115.00	116.50	115.50	113.00	113.00	116.50	120.00	122.50	124.00	123.50	123.50	123.00	118.83
21	Vegetable Ghee	Kg.	110.00	110.00	111.50	113.50	114.00	116.00	119.00	121.50	121.50	121.00	122.50	123.00	116.96
22	Fresh Fish	Quintal				22500.00	22500.00	22750.00	23000.00	22650.00	22650.00	23000.00	23000.00		22756.25
23	Hen Egg	Nos.	9.00	9.00	9.00	9.50	10.00	10.00	10.00	10.00	10.00	10.50	11.00	11.00	9.92
24	Potato Red	Quintal	1900.00	1900.00	1950.00	2250.00	2500.00	2650.00	2800.00	2750.00	2850.00	2800.00	2700.00	3150.00	2516.67
25	Potato white	Quintal	1500.00	1550.00	1700.00	1900.00	2000.00	2100.00	2200.00	2300.00	2200.00	2150.00	2300.00		1990.91
26	Tomato Big	Quintal	1900.00	1900.00	1700.00	1500.00	1500.00	2100.00	2600.00	2650.00	2650.00	2750.00	3250.00	4000.00	2375.00
27	Tomato small	Quintal													
28	Cauliflower Terai	Quintal													
29	Cauliflower Hills	Quintal	2800.00	3150.00	3550.00	3550.00	3500.00	3650.00	3700.00	3750.00	4450.00	5000.00	5000.00	5000.00	3925.00
30	Green Peas	Quintal	3300.00	3250.00	3200.00										3250.00
31	Mango	Quintal		11000.00	8150.00	5150.00	5000.00	5500.00	6000.00	6000.00					6685.71
32	Orange	Quintal													
33	Apple	Quintal													
34	Banana	Dozen	49.00	48.00	45.50	42.00	40.00	40.00	40.00	40.00	37.50	32.50	39.00	48.00	41.79
35	Fresh Raw Ginger	Quintal	3500.00	3600.00	3700.00	3600.00	3500.00	3000.00	2500.00	3000.00	3250.00	4000.00	5000.00	4500.00	3595.83
36	Dry Ginger	Quintal													
37	Dry Chilli	Quintal	20000.00	20500.00	22250.00	23250.00	23000.00	23500.00	24000.00	24000.00	24500.00	25500.00	25500.00	25000.00	23416.67
38	Onion	Quintal	2000.00	2000.00	2100.00	2200.00	2200.00	2900.00	3600.00	3650.00	3600.00	3500.00	3500.00	3500.00	2895.83
39	Dry Garlic	Quintal	15000.00	14800.00	12450.00	11250.00	12200.00	11950.00	11850.00	12200.00	11200.00	10500.00	10750.00	10500.00	12054.17

Table No. 6.3

District : MORANG

S.No.	Commodities	Units	Baishak	Jestha	Ashad	Sharwan	Bhadra	Aswin	Kartik	Marga	Poush	Magh	Falgun	Chaitra	Average
1	Paddy Coarse	Quintal	1830.00	1830.00	1830.00	1830.00	1830.00	1880.00	1930.00	1930.00	1930.00	1930.00	1930.00	1930.00	1884.17
2	Paddy Medium	Quintal	2030.00	2030.00	2030.00	2065.00	2100.00	2175.00	2250.00	2250.00	2250.00	2250.00	2250.00	2250.00	2160.83
3	Paddy Fine	Quintal	2510.00	2510.00	2510.00	2555.00	2600.00	2640.00	2680.00	2680.00	2680.00	2680.00	2680.00	2680.00	2617.08
4	Rice Coarse	Quintal	2500.00	2500.00	2500.00	2535.00	2570.00	2585.00	2600.00	2600.00	2600.00	2600.00	2600.00	2600.00	2565.83
5	Rice Medium	Quintal	3330.00	3330.00	3330.00	3160.00	2990.00	3145.00	3300.00	3300.00	3300.00	3300.00	3300.00	3300.00	3257.08
6	Rice Fine	Quintal	6330.00	6330.00	6330.00	6345.00	6360.00	5830.00	5550.00	5465.00	5130.00	5130.00	5130.00	5130.00	5755.00
7	Wheat	Quintal													
8	Wheat Flour	Quintal	3560.00	3560.00	3560.00	3530.00	3500.00	3500.00	3500.00	3530.00	3560.00	3560.00	3560.00	3560.00	3540.00
9	Maize	Quintal	2150.00	2150.00	2150.00	2150.00	2150.00	2175.00	2200.00	2200.00	2200.00	2200.00	2200.00	2200.00	2177.08
10	Black Gram (Broken)	Quintal	8800.00	8800.00	8800.00	8950.00	9100.00	9450.00	9800.00	10300.00	10800.00	10800.00	10800.00	10800.00	9766.67
11	Pigeon Pea	Quintal	10400.00	10400.00	10400.00	10300.00	10200.00	10250.00	10150.00	10150.00	10300.00	10300.00	10300.00	10300.00	10287.50
12	Moong Broken	Quintal	11600.00	11600.00	11600.00	11600.00	11600.00	12400.00	13200.00	12250.00	11300.00	11300.00	11300.00	11300.00	11754.17
13	Lentil Broken	Quintal	7300.00	7300.00	7300.00	7300.00	7300.00	7200.00	6950.00	6965.00	7130.00	7130.00	7130.00	7130.00	7177.92
14	Horsegram Big	Quintal	11200.00	11200.00	11200.00	11200.00	11200.00	11500.00	11800.00	12800.00	13800.00	13800.00	13800.00	13800.00	12275.00
15	Horsegram Small	Quintal	5400.00	5400.00	5400.00	5400.00	5400.00	5600.00	6050.00	6550.00	6800.00	6800.00	6800.00	6800.00	6033.33
16	Soyabean	Quintal	7300.00	7300.00	7300.00	7150.00	7000.00	6900.00	6800.00	7050.00	7300.00	7300.00	7300.00	7300.00	7166.67
17	Peas	Quintal	4200.00	4200.00	4200.00	4100.00	4000.00	3900.00	4100.00	4500.00	4600.00	4600.00	4600.00	4600.00	4300.00
18	Mustard Seed	Quintal													
19	Mustard Oil	Litre	128.00	128.00	128.00	128.00	128.00	128.00	129.50	134.50	138.00	138.00	138.00	138.00	132.00
20	Soyabean oil	Litre							117.00	117.50	118.00	118.00	118.00	118.00	117.75
21	Vegetable Ghee	Kg.	112.00	112.00	112.00	112.00			116.00	117.00	118.00	118.00	118.00	118.00	115.30
22	Fresh Fish	Quintal	17800.00	17800.00	17800.00	16550.00	15300.00	15300.00	15250.00	17500.00	19800.00	19800.00	19800.00	19800.00	17708.33
23	Hen Egg	Nos.	7.33	7.33	7.33	7.67	8.00	8.00	7.84	7.50	7.33	7.33	7.33	7.33	7.53
24	Potato Red	Quintal	1300.00	1300.00	1300.00	1600.00	1800.00	1800.00	2100.00	2585.00	2770.00	2770.00	2770.00	2770.00	2072.08
25	Potato white	Quintal	1000.00	1000.00	1000.00	1300.00	1600.00	1600.00	1820.00	2020.00	2000.00	2000.00	2000.00	2000.00	1611.67
26	Tomato Big	Quintal	1300.00	1300.00	1300.00	2800.00	3800.00	3800.00	3600.00	3935.00	4470.00	4470.00	4470.00	4470.00	3309.58
27	Tomato small	Quintal	1150.00	1150.00	1150.00	2800.00	3800.00	3800.00	3800.00						2521.43
28	Cauliflower Terai	Quintal													
29	Cauliflower Hills	Quintal	2200.00	2200.00	2200.00	3500.00	4800.00	4800.00	6300.00	7800.00	7800.00	7800.00	7800.00	7800.00	5416.67
30	Green Peas	Quintal	2600.00	2600.00	2600.00	2600.00									2600.00
31	Mango	Quintal						5800.00	7100.00	8400.00	8400.00	8400.00			7620.00
32	Orange	Quintal	11000.00	11000.00	11000.00	8000.00	5000.00	5000.00							8500.00
33	Apple	Quintal	11400.00	11400.00	11400.00	11400.00	11000.00	11000.00	12600.00	13150.00	12100.00	12100.00	12100.00	12100.00	11812.50
34	Banana	Dozen	36.00	36.00	36.00	40.00	44.00	46.00	48.00	44.65	41.30	41.30	41.30	41.30	41.32
35	Fresh Raw Ginger	Quintal	6040.00	6040.00	6040.00	5040.00	5000.00	6400.00	7400.00	6735.00	6470.00	6470.00	6470.00	6470.00	6214.58
36	Dry Ginger	Quintal													
37	Dry Chilli	Quintal	18200.00	18200.00	18200.00	18200.00	18200.00	18850.00	19150.00	18850.00	18900.00	18900.00	18900.00	18900.00	18620.83
38	Onion	Quintal	1200.00	1200.00	1200.00	1400.00	1600.00	1900.00	2300.00	2935.00	3470.00	3470.00	3470.00	3470.00	2301.25
39	Dry Garlic	Quintal	14200.00	14200.00	14200.00	15600.00	16600.00	16200.00	15800.00	12465.00	9130.00	9130.00	9130.00	9130.00	12982.08

Table No. 6.4

District : KATHMANDU

S.No.	Commodities	Units	Baishak	Jestha	Ashad	Sharwan	Bhadra	Aswin	Kartik	Marga	Poush	Magh	Falgun	Chaitra	Average
1	Paddy Coarse	Quintal	3500.00	3500.00	3500.00	3500.00	3500.00	3500.00	3500.00	3500.00	3500.00	3500.00	3500.00	3500.00	3500.00
2	Paddy Medium	Quintal													
3	Paddy Fine	Quintal	3900.00	3900.00	3900.00	4000.00	4000.00	4000.00	4000.00	4000.00	4000.00	4000.00	4000.00	3900.00	3966.67
4	Rice Coarse	Quintal	2700.00	2700.00	2700.00	2800.00	2750.00	2850.00	3000.00	3000.00	3000.00	3000.00	3000.00	3000.00	2875.00
5	Rice Medium	Quintal	4200.00	4200.00	4200.00	4200.00	4200.00	4200.00	4200.00	4200.00	4200.00	4200.00	4200.00	4200.00	4200.00
6	Rice Fine	Quintal	6400.00	6400.00	6550.00	7000.00	7000.00	7000.00	7300.00	7300.00	7300.00	7300.00	7300.00	7300.00	7012.50
7	Wheat	Quintal	2500.00	2500.00	2500.00	2500.00	2500.00	2500.00	2500.00	2500.00	2500.00	2500.00	2500.00	2500.00	2500.00
8	Wheat Flour	Quintal	3300.00	3300.00	3300.00	3300.00	3300.00	3300.00	3200.00	3200.00	3200.00	3200.00	3200.00	3200.00	3250.00
9	Maize	Quintal	2800.00	2800.00	2750.00	2800.00	2800.00	2800.00	2800.00	2800.00	2800.00	2800.00	2700.00	2700.00	2779.17
10	Black Gram (Broken)	Quintal	10150.00	10300.00	10000.00	9300.00	9350.00	9450.00	9300.00	9100.00	9100.00	9100.00	9100.00	9100.00	9445.83
11	Pigeon Pea	Quintal	10350.00	10950.00	10850.00	9700.00	9600.00	9500.00	9500.00	9500.00	9500.00	9500.00	9500.00	9500.00	9829.17
12	Moong Broken	Quintal	11300.00	11500.00	12300.00	10000.00	10350.00	10700.00	10650.00	10600.00	10450.00	10300.00	10300.00	10300.00	10729.17
13	Lentil Broken	Quintal	8300.00	8500.00	9300.00	9300.00	9000.00	8700.00	8500.00	7700.00	7100.00	7100.00	7100.00	7100.00	8241.67
14	Horsegram Big	Quintal	5700.00	5700.00	6300.00	6300.00	6300.00	6700.00	7300.00	8000.00	8450.00	8300.00	8300.00	8300.00	7137.50
15	Horsegram Small	Quintal	5300.00	5300.00	7000.00	7300.00	7300.00	6900.00	6300.00	6100.00	6500.00	6300.00	6300.00	6300.00	6408.33
16	Soyabean	Quintal	8300.00	8450.00	8500.00	8300.00	7300.00	7800.00	8350.00	8200.00	8300.00	8050.00	7700.00	7700.00	8079.17
17	Peas	Quintal	4300.00	4300.00	4700.00	5300.00	5300.00	5300.00	5000.00	5000.00	5150.00	5300.00	5300.00	5300.00	5020.83
18	Mustard Seed	Quintal	9300.00	8950.00	8850.00	9000.00	9000.00	9000.00	9000.00	9000.00	9150.00	9300.00	9300.00	9300.00	9095.83
19	Mustard Oil	Litre	107.00	112.50	118.50	126.50	123.00	124.00	126.00	126.00	133.00	133.00	133.00	133.00	124.63
20	Soyabean oil	Litre	100.00	100.50	100.00	113.50	117.00	116.00	116.00	116.00	123.00	123.00	123.00	123.00	114.25
21	Vegetable Ghee	Kg.	97.00	98.50	105.00	113.00	114.00	137.00	111.00	115.00	123.00	123.00	123.00	123.00	115.21
22	Fresh Fish	Quintal	15500.00	15500.00	15500.00	15000.00	15000.00	15000.00	15000.00	15000.00	15000.00	15000.00	15000.00	15000.00	15125.00
23	Hen Egg	Nos.	7.00	7.00	7.00	7.00	7.00	7.00	7.00	7.00	7.00	7.00	7.00	7.00	7.00
24	Potato Red	Quintal	1800.00	1700.00	1600.00	2050.00	2050.00	2750.00	3000.00	1750.00	1600.00	1600.00	1450.00	1400.00	1895.83
25	Potato white	Quintal	1400.00	1350.00	1300.00	1600.00	1700.00	2400.00	2300.00	1400.00	1300.00	1300.00	1200.00	1100.00	1529.17
26	Tomato Big	Quintal	1300.00	2050.00	1900.00	4100.00	3150.00	6500.00	4200.00	2350.00	2650.00	2150.00	1450.00	1900.00	2808.33
27	Tomato small	Quintal	1550.00	1650.00	1800.00	3650.00	2850.00	6850.00	3700.00	2450.00	2500.00	1500.00	1400.00	2650.00	2712.50
28	Cauliflower Terai	Quintal													
29	Cauliflower Hills	Quintal	2200.00	2200.00	2600.00	4150.00	3900.00	4700.00	2650.00	2300.00	2750.00	2050.00	1500.00	1800.00	2733.33
30	Green Peas	Quintal	4200.00	5250.00	3650.00	4200.00		7300.00	5900.00	3600.00	2850.00	2200.00	3650.00	3000.00	4163.64
31	Mango	Quintal		2300.00	5500.00	7300.00	8000.00								5775.00
32	Orange	Quintal	7700.00					6300.00	4150.00	3150.00	4300.00	4350.00	5700.00	4800.00	5056.25
33	Apple	Quintal	9500.00	10150.00	9250.00	10750.00	14000.00	9600.00	7650.00	7650.00	8500.00	9000.00	8500.00	7750.00	9358.33
34	Banana	Dozen	30.00	36.50	38.50	51.00	47.50	41.00	36.00	27.00	27.00	27.00	27.00	27.00	34.63
35	Fresh Raw Ginger	Quintal	10000.00	5950.00	6000.00	5300.00	4700.00	6200.00	6800.00	3600.00	3250.00	4400.00	4300.00	3850.00	5362.50
36	Dry Ginger	Quintal	20500.00	20500.00	20500.00	20500.00	20000.00	26000.00	32500.00	25500.00	25500.00	25500.00	28000.00	28000.00	24416.67
37	Dry Chilli	Quintal	11500.00	11600.00	11500.00	11500.00	12500.00	12750.00	13000.00	13000.00	14150.00	15300.00	15300.00	15300.00	13116.67
38	Onion	Quintal	2100.00	2000.00	1750.00	2300.00	2750.00	3250.00	2350.00	2200.00	2100.00	2000.00	1950.00	1700.00	2204.17
39	Dry Garlic	Quintal	16500.00	12350.00	12500.00	11250.00	9500.00	19400.00	10100.00	14300.00	6900.00	7850.00	6300.00	6400.00	11112.50

Table No. 6.5

District : NUWAKOT

S.No.	Commodities	Units	Baishak	Jestha	Ashad	Sharwan	Bhadra	Aswin	Kartik	Marga	Poush	Magh	Falgun	Chaitra	Average
1	Paddy Coarse	Quintal	1768.00	1768.00	1768.00	1869.00	1970.00	2015.00	2040.00	2260.00	2300.00	2300.00	2450.00	2450.00	2079.83
2	Paddy Medium	Quintal	2185.00	2185.00	2185.00	2062.50	1940.00	2260.00	2500.00	2710.00	2800.00	2700.00	2900.00	2900.00	2443.96
3	Paddy Fine	Quintal	3530.00	3530.00	3530.00	3530.00	3530.00	3305.00	3170.00	3380.00	3550.00	3650.00	3750.00	3400.00	3487.92
4	Rice Coarse	Quintal	3330.00	3330.00	3330.00	3330.00	3330.00	3805.00	4320.00	4580.00	3900.00	3500.00	3700.00	3400.00	3654.58
5	Rice Medium	Quintal	4250.00	4170.00	4170.00	4250.00	4250.00	4525.00	4860.00	5710.00	4950.00	4450.00	4950.00	4350.00	4573.75
6	Rice Fine	Quintal	6040.00	6000.00	6000.00	6000.00	6000.00	7400.00	8840.00	8890.00	6950.00	6000.00	8000.00	8500.00	7051.67
7	Wheat	Quintal	1900.00	1900.00	1900.00	1930.00	1960.00	1880.00	1800.00	1850.00	1850.00	1800.00	1900.00	2000.00	1889.17
8	Wheat Flour	Quintal	3790.00	3790.00	3790.00	3790.00	3790.00	3695.00	3590.00	3740.00	3950.00	3900.00	3800.00	3800.00	3785.42
9	Maize	Quintal	1776.00	1776.00	1776.00	1791.00	1806.00	1663.00	1520.00	1560.00	1600.00	1600.00	1600.00	1600.00	1672.33
10	Black Gram (Broken)	Quintal	10390.00	10390.00	10390.00	10390.00	10390.00	10245.00	10050.00	10250.00	10250.00	10500.00	10500.00	9750.00	10291.25
11	Pigeon Pea	Quintal	9980.00	9980.00	10175.00	10370.00	10370.00	9605.00	8820.00	8900.00	10500.00	12000.00	11500.00	11250.00	10287.50
12	Moong Broken	Quintal	12800.00	12800.00	12820.00	12840.00	12840.00	11920.00	11000.00	11000.00	11500.00	12000.00	11500.00	11000.00	12001.67
13	Lentil Broken	Quintal	8870.00	8870.00	8245.00	7620.00	7620.00	8210.00	8800.00	8800.00	8400.00	8500.00	8500.00	8000.00	8369.58
14	Horsegram Big	Quintal	6200.00	6200.00	6200.00	6200.00	6200.00	8150.00	10100.00	10800.00	11750.00	11750.00	11500.00	11650.00	8891.67
15	Horsegram Small	Quintal	6000.00	6000.00	6000.00	6000.00	6000.00	7000.00	8030.00	8030.00	8000.00	8000.00	7250.00	6500.00	6900.83
16	Soyabean	Quintal	6090.00	6090.00	6090.00	6090.00	6090.00	6505.00	6960.00	6950.00	7450.00	8000.00	7250.00	6500.00	6672.08
17	Peas	Quintal	4450.00	4450.00	4450.00	4450.00	4450.00	5685.00	6920.00	6910.00	5950.00	6000.00	6500.00	6000.00	5517.92
18	Mustard Seed	Quintal	5200.00	5200.00	5200.00	5200.00	5200.00	6080.00	6980.00	7000.00	7000.00	7000.00	6500.00	5100.00	5971.67
19	Mustard Oil	Litre	129.00	129.50	130.00	130.00	130.00	134.00	138.50	138.75	136.75	135.00	136.00	136.00	133.63
20	Soyabean oil	Litre	115.00	116.50	119.00	120.00	120.00	116.00	112.50	112.75	113.75	112.50	112.50	111.00	115.13
21	Vegetable Ghee	Kg.	118.00	118.00	119.00	120.00	120.00	109.80	99.60	99.30	104.50	110.00	107.00	104.50	110.81
22	Fresh Fish	Quintal						15000.00	15000.00	15000.00	15000.00	15000.00	15000.00	15000.00	24928.71
23	Hen Egg	Nos.	7.34	7.35	7.54	7.73	7.73	7.87	8.00	8.17	7.67	7.00	7.50	8.00	7.66
24	Potato Red	Quintal	1400.00	1400.00	1450.00	1500.00	1500.00	1650.00	1900.00	2200.00	2450.00	2650.00	2600.00	2450.00	1929.17
25	Potato white	Quintal	1300.00	1300.00	1350.00	1400.00	1400.00	1500.00	1800.00	2200.00	2450.00	2500.00	2450.00	2200.00	1820.83
26	Tomato Big	Quintal	1680.00	1640.00	1550.00	1500.00	1500.00	3000.00	4500.00	4500.00	4750.00	4900.00	4800.00	4650.00	3247.50
27	Tomato small	Quintal											6800.00	5900.00	6350.00
28	Cauliflower Terai	Quintal											5000.00	5000.00	5000.00
29	Cauliflower Hills	Quintal	4000.00	4000.00	3750.00	3500.00	3500.00	5310.00	7020.00	6960.00	6500.00	6000.00	5250.00	4500.00	5024.17
30	Green Peas	Quintal	3500.00	3500.00	3750.00	4000.00	4000.00	4000.00					10000.00	9750.00	5312.50
31	Mango	Quintal													
32	Orange	Quintal											6400.00	6450.00	6425.00
33	Apple	Quintal	5400.00	7020.00	8640.00	8640.00	8640.00	10570.00	12670.00	12920.00	12500.00	12000.00	11750.00	11750.00	10208.33
34	Banana	Dozen	50.00	50.00	50.00	50.00	50.00	49.60	51.10	56.50	60.00	60.00	54.00	46.50	52.31
35	Fresh Raw Ginger	Quintal	5560.00	5560.00	5560.00	5930.00	6300.00	6400.00	6056.80	6256.80	5450.00	5750.00	7000.00	6500.00	6026.97
36	Dry Ginger	Quintal						31000.00	30500.00	30000.00	30000.00	30000.00	30000.00	30000.00	30214.29
37	Dry Chilli	Quintal	19500.00	18150.00	18150.00	19500.00	19500.00	19230.00	18980.00	19000.00	19500.00	19500.00	19500.00	20000.00	19209.17
38	Onion	Quintal	2200.00	2030.00	1860.00	1880.00	1900.00	2050.00	2600.00	3000.00	3250.00	3500.00	3650.00	3300.00	2601.67
39	Dry Garlic	Quintal	13100.00	14900.00	12570.00	11540.00	11540.00	12030.00	12760.00	13000.00	10250.00	7750.00	8500.00	9300.00	11436.67

Table No. 6.6

District : CHITWAN

S.No.	Commodities	Units	Baishak	Jestha	Ashad	Sharwan	Bhadra	Aswin	Kartik	Marga	Poush	Magh	Falgun	Chaitra	Average
1	Paddy Coarse	Quintal	2000.00	2000.00	2025.00	2075.00	2100.00	2100.00	2100.00	2100.00	2125.00	2150.00	2075.00	1900.00	2062.50
2	Paddy Medium	Quintal	2150.00	2175.00	2200.00	2200.00	2200.00	2200.00	2200.00	2200.00	2200.00	2212.50	2212.50	2100.00	2187.50
3	Paddy Fine	Quintal	2500.00	2500.00	2500.00	2500.00	2500.00	2500.00	2500.00	2500.00	2550.00	2600.00	2550.00	2400.00	2508.33
4	Rice Coarse	Quintal	3000.00	3000.00	3100.00	3200.00	3200.00	3200.00	3200.00	3200.00	3200.00	3150.00	3100.00	2950.00	3125.00
5	Rice Medium	Quintal	3300.00	3350.00	3450.00	3500.00	3500.00	3500.00	3525.00	3575.00	3600.00	3625.00	3625.00	3300.00	3487.50
6	Rice Fine	Quintal	4450.00	4475.00	4500.00	4550.00	4600.00	4600.00	4700.00	4900.00	5000.00	4850.00	4650.00	4300.00	4631.25
7	Wheat	Quintal	1845.00	1850.00	1875.00	1887.50	1875.00	1837.50	1775.00	1737.50	1725.00	1712.50	1712.50	1787.50	1801.67
8	Wheat Flour	Quintal	2800.00	2800.00	2850.00	2850.00	2800.00	2800.00	2775.00	2725.00	2700.00	2650.00	2550.00	2525.00	2735.42
9	Maize	Quintal	2125.00	2025.00	1925.00	1800.00	1650.00	1650.00	1650.00	1675.00	1700.00	1750.00	1800.00	1812.50	1796.88
10	Black Gram (Broken)	Quintal	8500.00	8500.00	8500.00	8400.00	8300.00	8400.00	8500.00	8500.00	8500.00	8900.00	8900.00	8500.00	8533.33
11	Pigeon Pea	Quintal	1000.00	5250.00	9500.00	9250.00	9000.00	9250.00	9250.00	8750.00	8500.00	8900.00	9150.00	8850.00	8054.17
12	Moong Broken	Quintal	12000.00	11500.00	10500.00	10250.00	10500.00	10000.00	9750.00	10500.00	11000.00	10400.00	9800.00	9800.00	10500.00
13	Lentil Broken	Quintal	7450.00	7500.00	7350.00	7200.00	7200.00	7200.00	7200.00	7000.00	6800.00	6850.00	6950.00	7100.00	7150.00
14	Horsegram Big	Quintal	5800.00	5800.00	5775.00	5725.00	5700.00	5700.00	5700.00	6250.00	6800.00	7000.00	7100.00	7100.00	6204.17
15	Horsegram Small	Quintal	5500.00	5500.00	5475.00	5475.00	5500.00	5500.00	5500.00	6050.00	6600.00	6600.00	6600.00	6700.00	5916.67
16	Soyabean	Quintal	5650.00	5650.00	5675.00	5750.00	5800.00	5800.00	5800.00	5825.00	5850.00	6325.00	6800.00	6650.00	5964.58
17	Peas	Quintal	4100.00	3950.00	3800.00	3800.00	3800.00	3800.00	3800.00	4000.00	4200.00	4350.00	4550.00	4625.00	4064.58
18	Mustard Seed	Quintal										5300.00	5300.00	5650.00	5416.67
19	Mustard Oil	Litre	122.50	125.00	122.50	119.50	119.00	119.00	119.00	119.50	120.00	122.50	123.00	122.50	121.17
20	Soyabean oil	Litre	108.00	108.50	109.50	110.00	110.00	112.00	114.00	114.50	115.00	116.00	117.00	118.00	112.71
21	Vegetable Ghee	Kg.	100.00	100.00	100.00	100.00	100.00	100.00	100.00	107.00	114.00	113.50	113.00	113.00	105.04
22	Fresh Fish	Quintal	16000.00	16000.00	16000.00	16000.00	16000.00	15500.00	15000.00	15000.00	15000.00	15500.00	16000.00	15500.00	15625.00
23	Hen Egg	Nos.	7.00	7.17	7.33	7.33	7.33	7.33	7.17	7.00	7.00	6.83	6.33	6.50	7.03
24	Potato Red	Quintal	1465.00	1465.00	1500.00	1575.00	1650.00	1700.00	1700.00	1700.00	1700.00	1600.00	1550.00	1550.00	1596.25
25	Potato white	Quintal	1075.00	1200.00	1300.00	1350.00	1450.00	1500.00	1500.00	1450.00	1400.00	1400.00	1400.00	1250.00	1356.25
26	Tomato Big	Quintal	1600.00	1550.00	1650.00	2400.00	3000.00	3000.00	3000.00	2650.00	2300.00	2750.00	3600.00	3750.00	2604.17
27	Tomato small	Quintal	1400.00	1450.00	1500.00	2000.00	2500.00	2500.00				3200.00	3600.00	3750.00	2433.33
28	Cauliflower Terai	Quintal												2000.00	2000.00
29	Cauliflower Hills	Quintal		2400.00	2400.00	2450.00	2500.00	3250.00	4000.00	4500.00	5000.00	4500.00	4000.00	3500.00	3500.00
30	Green Peas	Quintal	3500.00	3500.00	4000.00	4000.00								6000.00	4200.00
31	Mango	Quintal	6000.00	6000.00	5000.00	3100.00	2100.00	4250.00	6500.00	6500.00					4931.25
32	Orange	Quintal	10000.00	10000.00										2000.00	7333.33
33	Apple	Quintal	8250.00	8000.00	8000.00	8000.00	8050.00	8300.00	8500.00	9750.00	11000.00	10500.00	9250.00	8750.00	8862.50
34	Banana	Dozen	41.00	42.00	42.00	42.00	42.00	41.00	40.00	42.50	45.00	40.50	48.00	45.00	42.58
35	Fresh Raw Ginger	Quintal	5250.00	5250.00	5500.00	6000.00	6000.00	5500.00	5000.00	5250.00	5500.00	5250.00	5000.00	4000.00	5291.67
36	Dry Ginger	Quintal													
37	Dry Chilli	Quintal	16500.00	17500.00	18750.00	18750.00	19000.00	19000.00	19000.00	19000.00	19000.00	19000.00	18750.00	18250.00	18541.67
38	Onion	Quintal	1800.00	1675.00	1575.00	1700.00	1800.00	2150.00	2500.00	2650.00	2800.00	3050.00	3000.00	2550.00	2270.83
39	Dry Garlic	Quintal	14000.00	13750.00	13250.00	12500.00	12000.00	11000.00	10000.00	8500.00	7000.00	7500.00	8000.00	7750.00	10437.50

Table No. 6.7

District : PARSA

S.No.	Commodities	Units	Baishak	Jestha	Ashad	Sharwan	Bhadra	Aswin	Kartik	Marga	Poush	Magh	Falgun	Chaitra	Average
1	Paddy Coarse	Quintal	2075.00	2025.00	2000.00	2050.00	2075.00	2050.00	2050.00	2095.00	2130.00	2110.00	2090.00	1850.00	2050.00
2	Paddy Medium	Quintal	2425.00	2275.00	2300.00	2375.00	2357.50	2265.00	2265.00	2352.50	2435.00	2425.00	2410.00	2230.00	2342.92
3	Paddy Fine	Quintal	3350.00	3250.00	3300.00	3400.00	2875.00	2250.00	2250.00	2895.00	3530.00	3520.00	3560.00	3650.00	3152.50
4	Rice Coarse	Quintal	3075.00	2525.00	2050.00	2550.00	3037.50	3025.00	3025.00	3027.50	3015.00	3020.00	3020.00	2950.00	2860.00
5	Rice Medium	Quintal	3887.50	4000.00	4000.00	4025.00	4025.00	4000.00	4000.00	3955.00	3865.00	3860.00	3850.00	3700.00	3930.63
6	Rice Fine	Quintal	6050.00	6150.00	6200.00	6225.00	6225.00	6200.00	6200.00	6150.00	6060.00	6060.00	6150.00	6300.00	6164.17
7	Wheat	Quintal	1775.00	1775.00	1800.00	1775.00	1737.50	1725.00	1725.00	1812.50	1880.00	1850.00	1820.00	1800.00	1789.58
8	Wheat Flour	Quintal	2450.00	2375.00	2350.00	2325.00	2350.00	2400.00	2400.00	2600.00	2755.00	2715.00	2720.00	2720.00	2513.33
9	Maize	Quintal	1815.00	1750.00	1750.00	1750.00	1750.00	1750.00	1750.00	1875.00	1950.00	1900.00	1900.00	1850.00	1815.83
10	Black Gram (Broken)	Quintal	9012.50	8750.00	8500.00	8550.00	8550.00	8550.00	8550.00	8720.00	9080.00	9020.00	9010.00	9000.00	8774.38
11	Pigeon Pea	Quintal	12250.00	12350.00	12400.00	12450.00	12600.00	12700.00	12700.00	12750.00		11120.00	11100.00	20445.00	
12	Moong Broken	Quintal	13350.00	13400.00	13400.00	13300.00	13250.00	13300.00	13300.00	12900.00	12750.00	12750.00	12500.00	12500.00	13058.33
13	Lentil Broken	Quintal	8050.00	7900.00	7800.00	7850.00	7750.00	7600.00	7600.00	8000.00	8470.00	8270.00	6210.00	6210.00	13175.83
14	Horsegram Big	Quintal	6250.00	6150.00	6100.00	6150.00	6150.00	6100.00	6100.00	6550.00	7000.00	7000.00	7000.00	7000.00	6462.50
15	Horsegram Small	Quintal	5100.00	5150.00	5200.00	5300.00	5400.00	5400.00	5400.00	6100.00	6800.00	6850.00	6820.00	6750.00	5855.83
16	Soyabean	Quintal	6000.00	5900.00	5800.00	5900.00	6050.00	6100.00	6100.00	6840.00	7560.00	7680.00	7820.00	7820.00	6630.83
17	Peas	Quintal	4400.00	4300.00	4200.00	4400.00	4600.00	4600.00	4600.00	4700.00	4800.00	4800.00	4800.00	4800.00	4583.33
18	Mustard Seed	Quintal	5730.00	5820.00	5880.00	5750.00	5610.00	5600.00	5600.00	5220.00	4920.00	5050.00	5150.00	5220.00	5462.50
19	Mustard Oil	Litre	124.50	125.50	126.00	125.50	126.00	127.00	127.00	126.00	125.00	127.50	130.00	130.00	126.67
20	Soyabean oil	Litre	111.00	112.00	112.00	112.50	113.50	114.00	114.00	112.50	114.00	118.50	122.50	125.00	115.13
21	Vegetable Ghee	Kg.	114.00	115.50	116.00	117.00	117.50	117.00	117.00	113.50	110.00	110.00	110.00	110.00	113.96
22	Fresh Fish	Quintal	18250.00	18000.00	18000.00	17500.00	17500.00	18000.00	18000.00	17500.00	16783.50	16883.50	17200.00	17350.00	17580.58
23	Hen Egg	Nos.	7.00	7.00	7.00	7.00	7.00	7.00	7.00	7.00	7.00	7.20	7.95	8.50	7.22
24	Potato Red	Quintal	1075.00	1150.00	1200.00	1300.00	1400.00	1400.00	1400.00	1700.00	1635.00	1735.00	2500.00	2900.00	1616.25
25	Potato white	Quintal	1070.00	1125.00	1150.00	1237.50	1312.50	1300.00	1300.00	1600.00	1755.00	1805.00	2300.00	2750.00	1558.75
26	Tomato Big	Quintal	1150.00	1500.00	1800.00	2150.00	2600.00	2700.00	2700.00	3110.00	3260.00	3750.00	4250.00	4250.00	2768.33
27	Tomato small	Quintal	1375.00	1750.00	1900.00	2250.00	2650.00	2700.00	2700.00	3030.00	3090.00	3510.00	4100.00	4000.00	2754.58
28	Cauliflower Terai	Quintal				3000.00	3000.00						5500.00	5500.00	4250.00
29	Cauliflower Hills	Quintal				3000.00	2900.00	2800.00	2800.00	3400.00	4020.00	4520.00	5300.00	5550.00	3810.00
30	Green Peas	Quintal													
31	Mango	Quintal		7000.00	7000.00	6250.00	5600.00	5700.00	5700.00	5700.00					6135.71
32	Orange	Quintal	7500.00	7750.00	7500.00	7750.00	8000.00	8000.00	8000.00	8000.00			9000.00	9000.00	8050.00
33	Apple	Quintal	8350.00	8850.00	9000.00	8900.00	8700.00	8600.00	8600.00	9300.00	10000.00	9500.00	8950.00	9200.00	8995.83
34	Banana	Dozen	23.50	27.50	30.00	32.50	33.50	32.00	32.00	33.50	37.50	42.50	46.00	48.50	34.92
35	Fresh Raw Ginger	Quintal	7300.00	7450.00	7500.00	7550.00	7700.00	7800.00	7800.00	8300.00	8400.00	8900.00	9900.00	10000.00	8216.67
36	Dry Ginger	Quintal													
37	Dry Chilli	Quintal	16700.00	16600.00	16400.00	16700.00	16750.00	16500.00	16500.00	18000.00	19250.00	19050.00	18700.00	18400.00	17462.50
38	Onion	Quintal	1550.00	1600.00	1600.00	1600.00	1800.00	2000.00	2000.00	2130.00	2130.00	2660.00	3130.00	2920.00	2093.33
39	Dry Garlic	Quintal	11100.00	11350.00	11500.00	11500.00	11750.00	12000.00	12000.00	12250.00	12250.00	12000.00	12000.00	12000.00	11808.33

Table No. 6.8

District : KASKI

S.No.	Commodities	Units	Baishak	Jestha	Ashad	Sharwan	Bhadra	Aswin	Kartik	Marga	Poush	Magh	Falgun	Chaitra	Average
1	Paddy Coarse	Quintal													
2	Paddy Medium	Quintal													
3	Paddy Fine	Quintal													
4	Rice Coarse	Quintal	4000.00	4000.00	4000.00	4100.00	4200.00	4250.00	4300.00	4300.00	4300.00	4150.00	4000.00	4150.00	4145.83
5	Rice Medium	Quintal	6300.00	6150.00	6150.00	6250.00	6250.00	6450.00	6450.00	6300.00	6450.00	6450.00	6300.00	6450.00	6329.17
6	Rice Fine	Quintal	9600.00	9600.00	9600.00	9600.00	9450.00	9450.00	9600.00	9600.00	9600.00	9600.00	9700.00	9700.00	9591.67
7	Wheat	Quintal	3400.00	3400.00	3400.00	3400.00	3400.00	3400.00	3200.00	3000.00	3000.00	2900.00	2800.00	2800.00	3175.00
8	Wheat Flour	Quintal	3600.00	3600.00	3600.00	3600.00	3600.00	3600.00	3456.50	3313.00	3313.00	3313.00	3313.00	3256.50	3463.75
9	Maize	Quintal	2800.00	2800.00	2700.00	2650.00	2700.00	2700.00	2650.00	2600.00	2600.00	2600.00	2600.00	2600.00	2666.67
10	Black Gram (Broken)	Quintal	10800.00	10800.00	11050.00	11050.00	11050.00	11300.00	10950.00	10950.00	10950.00	10700.00	10700.00	10700.00	10916.67
11	Pigeon Pea	Quintal	11050.00	11150.00	10900.00	11050.00	11550.00	11300.00	10800.00	11150.00	11400.00	11050.00	10800.00	11050.00	11104.17
12	Moong Broken	Quintal	13050.00	13050.00	13300.00	13300.00	12800.00	12800.00	12800.00	12800.00	12800.00	12800.00	12800.00	12800.00	13341.67
13	Lentil Broken	Quintal	9150.00	8900.00	9050.00	9050.00	9050.00	9150.00	9150.00	9300.00	9050.00	8700.00	8450.00	8650.00	8970.83
14	Horsegram Big	Quintal	5900.00	5700.00	5900.00	6100.00	5900.00	5700.00	5800.00	6100.00	6200.00	6500.00	6700.00	6700.00	6100.00
15	Horsegram Small	Quintal	6500.00	6400.00	6600.00	6700.00	6500.00	6500.00	6600.00	6700.00	6800.00	7050.00	7050.00	7050.00	6704.17
16	Soyabean	Quintal	7000.00	7050.00	7300.00	7300.00	7300.00	7300.00	7300.00	7300.00	7550.00	7550.00	7300.00	7550.00	7316.67
17	Peas	Quintal	5000.00	4900.00	4900.00	4800.00	4800.00	5000.00	4800.00	5000.00	5400.00	5300.00	5100.00	5000.00	5000.00
18	Mustard Seed	Quintal	11500.00	11500.00	11500.00	11500.00	11500.00	11500.00	11500.00	5807.50	115.00	115.00	115.00	115.00	7230.63
19	Mustard Oil	Litre	136.00	136.00	137.00	137.00	137.00	137.00	137.00	137.00	139.50	144.50	147.00	144.50	139.13
20	Soyabean oil	Litre	114.50	114.50	115.00	115.00	117.00	118.50	117.50	113.50	114.50	117.00	117.90	120.40	116.28
21	Vegetable Ghee	Kg.	107.00	107.00	107.00	107.00	107.00	108.50	112.90	115.80	113.90	112.00	109.50	109.50	109.76
22	Fresh Fish	Quintal	19000.00	19000.00	19000.00	19000.00	18500.00	18500.00	19000.00	19000.00	19000.00	19000.00	19000.00	19000.00	18916.67
23	Hen Egg	Nos.	7.75	8.00	8.00	8.00	8.00	8.00	8.00	8.00	8.00	8.00	7.67	7.67	7.92
24	Potato Red	Quintal	1400.00	1550.00	1650.00	1650.00	1850.00	2150.00	2250.00	2350.00	2560.00	2500.00	2330.00	2390.00	2052.50
25	Potato white	Quintal	1200.00	1250.00	1320.00	1420.00	1600.00	1850.00	2000.00	2150.00	2300.00	2210.00	2060.00	2100.00	1788.33
26	Tomato Big	Quintal	2000.00	1750.00	2000.00	3500.00	4650.00	3400.00	2250.00	2750.00	3500.00	4200.00	4450.00	5250.00	3308.33
27	Tomato small	Quintal	2500.00	2250.00	2500.00	4000.00	5200.00	4450.00	3250.00	2940.00	3190.00	4200.00	4950.00	5750.00	3765.00
28	Cauliflower Terai	Quintal												4500.00	4500.00
29	Cauliflower Hills	Quintal	4750.00	4250.00	4500.00	4750.00	4600.00	5350.00	5750.00	6150.00	6400.00	7050.00	7050.00	5750.00	5529.17
30	Green Peas	Quintal	4750.00	5150.00	6650.00	8000.00				15000.00	15000.00		15000.00	12000.00	10193.75
31	Mango	Quintal	6000.00	5800.00	4700.00	4300.00	4800.00	4900.00	5850.00	3800.00	900.00				4561.11
32	Orange	Quintal	10000.00												10000.00
33	Apple	Quintal	9500.00	10000.00	10000.00	10000.00	10000.00	11500.00	12900.00	13400.00	14000.00	13000.00	11000.00	9800.00	11258.33
34	Banana	Dozen	37.50	36.00	43.50	51.50	50.00	46.00	42.00	39.00	38.50	35.00	31.00	29.00	39.92
35	Fresh Raw Ginger	Quintal	5400.00	5450.00	5400.00	6000.00	6950.00	6650.00	5700.00	5700.00	5850.00	5700.00	5350.00	5200.00	5779.17
36	Dry Ginger	Quintal													
37	Dry Chilli	Quintal	12000.00	12000.00	12000.00	12000.00	12000.00	12000.00	11500.00	12000.00	13250.00	13250.00	14500.00	16000.00	12708.33
38	Onion	Quintal	2000.00	2000.00	1960.00	1920.00	2060.00	2350.00	2750.00	3060.00	3410.00	3500.00	3300.00	3210.00	2626.67
39	Dry Garlic	Quintal	16000.00	16200.00	15200.00	13500.00	13500.00	11900.00	8050.00	6650.00	7250.00	7400.00	7300.00	8150.00	10925.00

Table No. 6.9

District : RUPANDEHI

S.No.	Commodities	Units	Baishak	Jestha	Ashad	Sharwan	Bhadra	Aswin	Kartik	Marga	Poush	Magh	Falgun	Chaitra	Average
1	Paddy Coarse	Quintal	1900.00	1900.00	1900.00	1900.00	1950.00	1950.00	1950.00	1950.00	1950.00	1750.00	1500.00	1500.00	1841.67
2	Paddy Medium	Quintal	2100.00	2100.00	2100.00	2100.00	2150.00	2150.00	2150.00	2150.00	2150.00	2000.00	1800.00	1800.00	2062.50
3	Paddy Fine	Quintal	2600.00	2600.00	2600.00	2650.00	2750.00	2750.00	2750.00	2750.00	2750.00	2500.00	2200.00	2200.00	2591.67
4	Rice Coarse	Quintal	2800.00	2800.00	2800.00	2850.00	2900.00	2900.00	2900.00	2900.00	2900.00	2700.00	2500.00	2500.00	2787.50
5	Rice Medium	Quintal	2900.00	2900.00	2900.00	2950.00	3000.00	3000.00	3000.00	3000.00	3000.00	2900.00	2800.00	2800.00	2929.17
6	Rice Fine	Quintal	3500.00	3500.00	3500.00	3350.00	2900.00	2900.00	2900.00	2900.00	2900.00	2950.00	3300.00	3300.00	3158.33
7	Wheat	Quintal	2000.00	2000.00	2000.00	2000.00	2000.00	2000.00	2000.00	2000.00	2000.00	1850.00	1700.00	1700.00	1937.50
8	Wheat Flour	Quintal	2600.00	2600.00	2600.00	2550.00	2550.00	2550.00	2550.00	2550.00	2550.00	2600.00	2600.00	2600.00	2575.00
9	Maize	Quintal	1900.00	1900.00	1900.00	1950.00	2050.00	2050.00	2050.00	2050.00	2050.00	1950.00	1800.00	1800.00	1954.17
10	Black Gram (Broken)	Quintal	12500.00	12500.00	12500.00	12250.00	12000.00	12000.00	12000.00	12000.00	12000.00	10300.00	8600.00	8600.00	11437.50
11	Pigeon Pea	Quintal	13000.00	13000.00	13000.00	12750.00	12500.00	12500.00	12500.00	12500.00	12500.00	11500.00	10500.00	10500.00	12229.17
12	Moong Broken	Quintal	15000.00	15000.00	15000.00	15250.00	15600.00	15600.00	15600.00	15600.00	15600.00	15350.00	15000.00	15000.00	15300.00
13	Lentil Broken	Quintal	12500.00	12500.00	12500.00	12000.00	11500.00	11500.00	11500.00	11500.00	11500.00	10100.00	8700.00	8700.00	11208.33
14	Horsegram Big	Quintal	5500.00	5500.00	5500.00	5350.00	5600.00	5600.00	5600.00	5600.00	5600.00	5750.00	5500.00	5500.00	5550.00
15	Horsegram Small	Quintal	5000.00	5000.00	5000.00	4900.00	5150.00	5150.00	5150.00	5150.00	5150.00	5250.00	5000.00	5000.00	5075.00
16	Soyabean	Quintal	5000.00	5000.00	5000.00	5250.00	5500.00	5500.00	5500.00	5500.00	5500.00	6000.00	6500.00	6500.00	5562.50
17	Peas	Quintal	4400.00	4400.00	4400.00	4400.00	4450.00	4450.00	4450.00	4450.00	4450.00	5000.00	5500.00	5500.00	4654.17
18	Mustard Seed	Quintal	4500.00	4500.00	4500.00	4800.00	5100.00	5100.00	5100.00	5100.00	5100.00	5050.00	5000.00	5000.00	4904.17
19	Mustard Oil	Litre	150.00	150.00	150.00	140.00	130.00	130.00	130.00	130.00	130.00	140.00	150.00	150.00	140.00
20	Soyabean oil	Litre	100.00	100.00	100.00	105.00	97.50	97.50	97.50	97.50	97.50	87.50	90.00	90.00	96.67
21	Vegetable Ghee	Kg.	90.00	90.00	90.00	87.50	85.00	85.00	85.00	85.00	85.00	87.50	90.00	90.00	87.50
22	Fresh Fish	Quintal	12500.00	12500.00	12500.00	12750.00	15000.00	15000.00	15000.00	15000.00	15000.00	15500.00	14000.00	14000.00	14062.50
23	Hen Egg	Nos.	8.00	8.00	8.00	8.00	8.00	8.00	8.00	8.00	8.00	8.00	8.00	8.00	8.00
24	Potato Red	Quintal	1300.00	1300.00	1300.00	1250.00	1350.00	1350.00	1350.00	1350.00	1350.00	1400.00	1300.00	1300.00	1325.00
25	Potato white	Quintal	1200.00	1200.00	1200.00	1150.00	1250.00	1250.00	1250.00	1250.00	1250.00	1300.00	1200.00	1200.00	1225.00
26	Tomato Big	Quintal	3000.00	3000.00	3000.00	2750.00	3250.00	3250.00	3250.00	3250.00	3250.00	3500.00	3000.00	3000.00	3125.00
27	Tomato small	Quintal	2500.00	2500.00	2500.00	2250.00	2750.00	2750.00	2750.00	2750.00	2750.00	3000.00	2500.00	2500.00	2625.00
28	Cauliflower Terai	Quintal	3000.00	3000.00	3000.00	3000.00	4500.00	4500.00	4500.00	4500.00	4500.00	4500.00			3900.00
29	Cauliflower Hills	Quintal	3500.00	3500.00	3500.00	4250.00	5000.00	5000.00	5000.00	5000.00	5000.00	5000.00	5000.00	5000.00	4562.50
30	Green Peas	Quintal													
31	Mango	Quintal	8000.00	8000.00	8000.00	5500.00	3500.00	3500.00	3500.00	3500.00	3500.00	4000.00			5100.00
32	Orange	Quintal	7750.00	7750.00	7750.00	7750.00									7750.00
33	Apple	Quintal	8000.00	8000.00	8000.00	8500.00	10000.00	10000.00	10000.00	10000.00	10000.00	11000.00	11000.00	11000.00	9625.00
34	Banana	Dozen	24.00	24.00	24.00	24.00	24.00	24.00	24.00	24.00	24.00	24.00	24.00	24.00	24.00
35	Fresh Raw Ginger	Quintal	5000.00	5000.00	5000.00	5000.00	5000.00	5000.00	5000.00	5000.00	5000.00	5250.00	5500.00	5500.00	5104.17
36	Dry Ginger	Quintal	14000.00	14000.00	14000.00	14000.00	14000.00	14000.00	14000.00	14000.00	14000.00	14000.00			14000.00
37	Dry Chilli	Quintal	15000.00	15000.00	15000.00	13750.00	12500.00	12500.00	12500.00	12500.00	12500.00	13000.00	13500.00	13500.00	13437.50
38	Onion	Quintal	1500.00	1500.00	1500.00	1500.00	1600.00	1600.00	1600.00	1600.00	1600.00	2350.00	3000.00	3000.00	1862.50
39	Dry Garlic	Quintal	17500.00	17500.00	17500.00	15250.00	12500.00	12500.00	12500.00	12500.00	12500.00	10000.00	8000.00	8000.00	13020.83

Table No. 6.10

District :BANKE

S.No.	Commodities	Units	Baishak	Jestha	Ashad	Sharwan	Bhadra	Aswin	Kartik	Marga	Poush	Magh	Falgun	Chaitra	Average
1	Paddy Coarse	Quintal	1900.00	1900.00	1907.50	1915.00	1915.00	1915.00	1915.00	1915.00	1915.00	1890.84	1866.67	1866.67	1901.81
2	Paddy Medium	Quintal	2000.00	2100.00	2125.00	2150.00	2150.00	2150.00	2150.00	2150.00	2150.00	2204.17	2258.33	2258.33	2153.82
3	Paddy Fine	Quintal	2500.00	2500.00	2533.33	2566.66	2566.66	2566.66	2566.66	2566.66	2566.66	2458.33	2350.00	2350.00	2507.64
4	Rice Coarse	Quintal	2750.00	2800.00	2800.00	2800.00	2800.00	2800.00	2800.00	2800.00	2800.00	2808.50	2817.00	2817.00	2799.38
5	Rice Medium	Quintal	3100.00	3100.00	3100.00	3100.00	3116.17	3116.17	3116.17	3116.17	3116.17	3166.17	3200.00	3200.00	3128.92
6	Rice Fine	Quintal	4700.00	4700.00	4700.00	4700.00	4700.00	4700.00	4700.00	4700.00	4700.00	4775.00	4850.00	4850.00	4731.25
7	Wheat	Quintal	2100.00	2100.00	1950.00	1800.00	1800.00	1800.00	1800.00	1800.00	1800.00	1816.50	1833.00	1833.00	1869.38
8	Wheat Flour	Quintal	2350.00	2350.00	2350.00	2350.00	2350.00	2350.00	2350.00	2350.00	2350.00	2341.50	2333.00	2333.00	2346.46
9	Maize	Quintal	2250.00	2250.00	2250.00	2250.00	2233.33	2233.33	2233.33	2233.33	2233.33	2229.33	2242.00	2242.00	2240.00
10	Black Gram (Broken)	Quintal	8250.00	8250.00	8250.00	8550.00	8550.00	8550.00	8550.00	8550.00	8550.00	8550.00	8550.00	8550.00	8475.00
11	Pigeon Pea	Quintal	11000.00	11000.00	11000.00	11000.00	11000.00	11000.00	11000.00	11000.00	11000.00	11000.00	11000.00	11000.00	11000.00
12	Moong Broken	Quintal	12000.00	12000.00	12000.00	12000.00	12000.00	12000.00	12000.00	12000.00	12000.00	12500.00	12000.00	12000.00	12208.33
13	Lentil Broken	Quintal	7500.00	7000.00	6750.00	6500.00	6500.00	6500.00	6500.00	6500.00	6500.00	6500.00	6500.00	6500.00	6645.83
14	Horsegram Big	Quintal	5250.00	5500.00	5500.00	5500.00	5500.00	5500.00	5500.00	5500.00	5500.00	5750.00	6000.00	6000.00	5583.33
15	Horsegram Small	Quintal	4750.00	5000.00	5100.00	5200.00	5200.00	5200.00	5200.00	5200.00	5200.00	5500.00	5800.00	5800.00	5262.50
16	Soyabean	Quintal	5150.00	5500.00	5500.00	5500.00	5500.00	5500.00	5500.00	5500.00	5500.00	5500.00	5500.00	5500.00	5470.83
17	Peas	Quintal	4000.00	4000.00	4000.00	4000.00	4000.00	4000.00	4000.00	4000.00	4000.00	4000.00	4000.00	4000.00	4000.00
18	Mustard Seed	Quintal	4300.00	4300.00	4400.00	4500.00	4500.00	4500.00	4500.00	4500.00	4500.00	4500.00	4500.00	4500.00	4458.33
19	Mustard Oil	Litre	130.00	130.00	130.00	130.00	130.00	130.00	130.00	130.00	130.00	132.50	135.00	137.50	131.25
20	Soyabean oil	Litre	110.00	110.00	110.00	110.00	110.00	110.00	110.00	110.00	110.00	110.00	110.00	110.00	110.00
21	Vegetable Ghee	Kg.	108.00	108.00	108.00	108.00	108.00	108.00	108.00	108.00	108.00	108.00	108.00	108.00	108.00
22	Fresh Fish	Quintal	20000.00	20000.00	20000.00	20000.00	20000.00	20000.00	20000.00	20000.00	20000.00	21250.00	22500.00	22750.00	20541.67
23	Hen Egg	Nos.	6.00	6.00	6.50	7.00	7.00	7.00	7.00	7.00	7.00	7.00	7.00	7.00	6.79
24	Potato Red	Quintal	1500.00	1500.00	1500.00	1500.00	1500.00	1500.00	1500.00	1500.00	1500.00	2000.00	2500.00	2500.00	1708.33
25	Potato white	Quintal	1200.00	1200.00	1200.00	1200.00	1200.00	1200.00	1200.00	1200.00	1200.00	1600.00	2000.00	2000.00	1366.67
26	Tomato Big	Quintal	1250.00	1500.00	1500.00	1500.00	1500.00	1500.00	1500.00	1500.00	1500.00	2750.00	4000.00	4000.00	2000.00
27	Tomato small	Quintal	1250.00	1500.00	1500.00	1500.00	1500.00	1500.00	1500.00	1500.00	1500.00	2500.00	3500.00	3500.00	1895.83
28	Cauliflower Terai	Quintal												3833.00	3833.00
29	Cauliflower Hills	Quintal			4333.00	4333.00	3999.50	3999.50	3999.50	3999.50	3999.50	4833.00	6000.00	5500.00	4499.65
30	Green Peas	Quintal													
31	Mango	Quintal			4000.00	4000.00	3333.00	3333.00	3333.00	3333.00	3333.00	2666.00			3416.38
32	Orange	Quintal	5500.00											7100.00	6300.00
33	Apple	Quintal	12500.00	13000.00	13000.00	13000.00	13000.00	13000.00	13000.00	13000.00	13000.00	13750.00	14500.00	14500.00	13270.83
34	Banana	Dozen	50.00	50.00	50.00	50.00	50.00	50.00	50.00	50.00	50.00	52.50	55.00	56.67	51.18
35	Fresh Raw Ginger	Quintal	12500.00	13000.00	13000.00	13000.00	13000.00	13000.00	13000.00	13000.00	13000.00	13250.00	13500.00	13500.00	13062.50
36	Dry Ginger	Quintal	26000.00	26000.00	26000.00	26000.00	26000.00	26000.00	26000.00	26000.00	26000.00	26250.00	26500.00	26500.00	26104.17
37	Dry Chilli	Quintal	18000.00	18000.00	18000.00	18000.00	18000.00	18000.00	18000.00	18000.00	18000.00	18166.50	18333.00	18333.00	18069.38
38	Onion	Quintal	2500.00	2500.00	2500.00	2500.00	2500.00	2500.00	2500.00	2500.00	2500.00	2916.50	3333.00	3333.00	2673.54
39	Dry Garlic	Quintal	15000.00	15000.00	15333.00	15666.00	15666.00	15666.00	15666.00	15666.00	15666.00	16668.00	17670.00	17668.50	15944.63

Table No. 6.11

District :KAILALI

S.No.	Commodities	Units	Baishak	Jestha	Ashad	Sharwan	Bhadra	Aswin	Kartik	Marga	Poush	Magh	Falgun	Chaitra	Average
1	Paddy Coarse	Quintal	1700.00	1710.00	1760.00	1814.50	1829.50	1829.50	1829.50	1836.70	1781.70	1720.00	1665.00	1505.00	1748.45
2	Paddy Medium	Quintal	1780.00	1840.00	1912.50	1923.50	1922.00	1922.00	1922.00	1941.00	1900.00	1840.00	1775.00	1560.00	1853.17
3	Paddy Fine	Quintal	1900.00	1975.00	2052.50	2055.00	2055.00	2055.00	2055.00	2127.50	2200.00	2200.00	2000.00	1643.00	2026.50
4	Rice Coarse	Quintal	3300.00	3460.00	3597.00	3587.00	3600.00	3600.00	3600.00	3465.00	3405.00	3480.00	3040.00	2605.00	3394.92
5	Rice Medium	Quintal	3500.00	3750.00	4160.00	4410.00	4500.00	4500.00	4500.00	4550.00	4150.00	3700.00	3257.00	2907.00	3990.33
6	Rice Fine	Quintal	5000.00	5005.00	5092.00	5147.00	5122.50	5122.50	5122.50	5088.00	4935.50	4820.00	4250.00	3730.00	4869.58
7	Wheat	Quintal	2000.00	1902.50	1802.50	1825.00	1850.00	1850.00	1850.00	1850.00	1925.00	2000.00	1850.00	1695.00	1866.67
8	Wheat Flour	Quintal	3000.00	3000.00	2950.00	2870.00	2870.00	2870.00	2870.00	2950.00	2995.00	2990.00	2845.00	2700.00	2909.17
9	Maize	Quintal	2410.00	2205.00	2000.00	2000.00	2000.00	2000.00	2000.00	2000.00	1900.00	1800.00	1800.00	1800.00	1992.92
10	Black Gram (Broken)	Quintal	12000.00	12000.00	12125.00	12375.00	12375.00	12375.00	12375.00	12425.00	12347.50	12095.00	12047.50	12000.00	12211.67
11	Pigeon Pea	Quintal	13000.00	13000.00	12500.00	12000.00	12000.00	12000.00	12000.00	11950.00	11950.00	12000.00	12000.00	12545.00	12245.42
12	Moong Broken	Quintal	16000.00	15990.00	15940.00	15900.00	15900.00	15900.00	15900.00	15950.00	15950.00	15900.00	14950.00	14050.00	15694.17
13	Lentil Broken	Quintal	4000.00	4500.00	5250.00	5250.00	5000.00	5000.00	5000.00	5250.00	7750.00	10000.00	10000.00	9500.00	6375.00
14	Horsegram Big	Quintal	4500.00	5000.00	5250.00	5500.00	6000.00	6000.00	6000.00	5950.00	5950.00	6000.00	5750.00	5500.00	5616.67
15	Horsegram Small	Quintal	4500.00	4750.00	5000.00	5500.00	6000.00	6000.00	6000.00	6000.00	6000.00	6000.00	5750.00	5505.00	5583.75
16	Soyabean	Quintal	6500.00	5800.00	5350.00	5550.00	5500.00	5500.00	5500.00	5500.00	5700.00	5900.00	5450.00	5000.00	5604.17
17	Peas	Quintal	6500.00	6050.00	5400.00	5100.00	5000.00	5000.00	5000.00	5000.00	5000.00	5000.00	5500.00	6000.00	5379.17
18	Mustard Seed	Quintal	4500.00	4850.00	5200.00	5350.00	5500.00	5500.00	5500.00	5600.00	5725.00	5750.00	5375.00	5000.00	5320.83
19	Mustard Oil	Litre	137.00	135.50	134.00	130.50	128.50	128.50	128.50	132.50	139.50	144.00	135.50	130.50	133.71
20	Soyabean oil	Litre	100.00	100.00	100.00	102.50	105.00	105.00	105.00	105.00	102.50	100.00	105.00	114.50	103.71
21	Vegetable Ghee	Kg.	100.00	100.00	100.00	100.00	100.00	100.00	100.00	100.00	110.00	120.00	120.00	120.00	105.83
22	Fresh Fish	Quintal	20000.00	18400.00	17100.00	17700.00	18000.00	18000.00	18000.00	18850.00	14850.00	10000.00	15000.00	20000.00	17158.33
23	Hen Egg	Nos.	9.00	9.50	10.00	10.00	10.00	10.00	10.00	10.00	10.00	10.00	10.00	10.00	9.88
24	Potato Red	Quintal	1500.00	1750.00	1900.00	2400.00	1515.00	1515.00	3000.00	3000.00	3500.00	4000.00	3500.00	2750.00	2527.50
25	Potato white	Quintal	1100.00	1350.00	1500.00	1450.00	1550.00	1550.00	1550.00	1550.00	1650.00	1800.00	1650.00	1450.00	1512.50
26	Tomato Big	Quintal	4000.00	3000.00	2250.00	2850.00	3600.00	3600.00	3600.00	4000.00	4000.00	4000.00	3500.00	4500.00	3575.00
27	Tomato small	Quintal													
28	Cauliflower Terai	Quintal	1600.00	1600.00											1600.00
29	Cauliflower Hills	Quintal													
30	Green Peas	Quintal	4000.00	4000.00											4000.00
31	Mango	Quintal				6000.00	5050.00	5050.00	5050.00	6050.00	8000.00				5866.67
32	Orange	Quintal	10000.00	10000.00										8500.00	9500.00
33	Apple	Quintal	9800.00	12100.00	15200.00	14800.00	13600.00	13600.00	13600.00	15300.00	12500.00	8000.00	8700.00	9700.00	12241.67
34	Banana	Dozen	40.00	40.00	40.00	41.00	41.00	41.00	41.00	45.00	45.00	40.00	45.00	50.00	42.42
35	Fresh Raw Ginger	Quintal	4280.00	5140.00	6000.00	6000.00	6000.00	6000.00	6000.00	6000.00	5750.00	5500.00	5500.00	5750.00	5660.00
36	Dry Ginger	Quintal													
37	Dry Chilli	Quintal	20000.00	20750.00	21750.00	22000.00	22000.00	22000.00	22000.00	22000.00	22750.00	23500.00	23750.00	27000.00	22458.33
38	Onion	Quintal	2000.00	2500.00	3000.00	2750.00	2500.00	2500.00	2500.00	3250.00	3750.00	3500.00	3750.00	4000.00	3000.00
39	Dry Garlic	Quintal	20000.00	20000.00	20000.00	20000.00	20000.00	20000.00	20000.00	20000.00	22000.00	24000.00	24500.00	25000.00	21291.67

Table No. 6.12

District : SURKHET

S.No.	Commodities	Units	Baishak	Jestha	Ashad	Sharwan	Bhadra	Aswin	Kartik	Marga	Poush	Magh	Falgun	Chaitra	Average
1	Paddy Coarse	Quintal													
2	Paddy Medium	Quintal													
3	Paddy Fine	Quintal													
4	Rice Coarse	Quintal						3325.00	3325.00	3325.00	3325.00	3341.50	3358.00	3341.50	3334.43
5	Rice Medium	Quintal						3550.00	3550.00	3550.00	3550.00	3550.00	3550.00	3550.00	3550.00
6	Rice Fine	Quintal						5267.00	5267.00	5267.00	5267.00	5267.00	5267.00	5267.00	5267.00
7	Wheat	Quintal						2917.00	2917.00	2917.00	2917.00	2917.00	2917.00	2917.00	2917.00
8	Wheat Flour	Quintal													
9	Maize	Quintal													
10	Black Gram (Broken)	Quintal						10833.00	10833.00	10833.00	10833.00	10841.50	10841.50	10891.50	10843.79
11	Pigeon Pea	Quintal						10750.00	10750.00	10750.00	10750.00	10750.00	10750.00	10425.00	10703.57
12	Moong Broken	Quintal						15000.00	15000.00	15000.00	14850.00	14850.00	14450.00	14450.00	14885.71
13	Lentil Broken	Quintal						8467.00	8467.00	8467.00	8467.00	8467.00	8467.00	9025.00	8546.71
14	Horsegram Big	Quintal						5500.00	5500.00	5500.00	5500.00	5500.00	5500.00	5500.00	5500.00
15	Horsegram Small	Quintal												7100.00	7100.00
16	Soyabean	Quintal						5400.00	5400.00	5400.00	5400.00	5400.00	5400.00	5400.00	5400.00
17	Peas	Quintal						4950.00	4950.00	4950.00	4950.00	4950.00	4950.00	4950.00	4950.00
18	Mustard Seed	Quintal													
19	Mustard Oil	Litre						151.00	151.00	151.00	151.00	151.00	151.00	151.00	151.00
20	Soyabean oil	Litre						122.00	122.00	122.00	122.00	122.00	122.00	122.00	122.00
21	Vegetable Ghee	Kg.						105.00	105.00	105.00	105.00	105.00	105.00	105.00	105.00
22	Fresh Fish	Quintal													
23	Hen Egg	Nos.						8.00	8.00	8.00	8.00	8.00	8.00	8.00	8.00
24	Potato Red	Quintal						2350.00	2283.50	2608.50	3083.50	3317.00	3550.00	3633.00	2975.07
25	Potato white	Quintal						1650.00	1679.00	2229.00	2641.50	2500.00	2308.50	2391.50	2199.93
26	Tomato Big	Quintal						2450.00	2350.00	2041.50	2141.50	2558.50	2700.00	3450.00	2527.36
27	Tomato small	Quintal													
28	Cauliflower Terai	Quintal						3358.00	3375.00	3392.00			3100.00	3216.50	3288.30
29	Cauliflower Hills	Quintal						3500.00	3650.00	4025.00	3797.50	4289.00	4858.00	4608.00	4103.93
30	Green Peas	Quintal									4483.00	4483.00	5233.00	5233.00	4858.00
31	Mango	Quintal						3117.00	2733.50	2350.00					2733.50
32	Orange	Quintal												4250.00	4250.00
33	Apple	Quintal						7517.00	7267.00	8842.00	9258.50	8191.50	7660.50	7644.00	8054.36
34	Banana	Dozen						58.00	58.00	54.00	54.00	48.00	39.50	41.00	50.36
35	Fresh Raw Ginger	Quintal						3367.00	3367.00	3367.00	3958.50	4158.50	3650.00	3383.00	3607.29
36	Dry Ginger	Quintal													
37	Dry Chilli	Quintal						12500.00	12500.00	12500.00	12500.00	12666.50	12666.50	12500.00	12547.57
38	Onion	Quintal						2450.00	2450.00	2958.50	3933.50	3983.50	3983.50	3750.00	3358.43
39	Dry Garlic	Quintal						7342.00	7342.00	7421.00	7500.00	7666.50	8133.00	8516.50	7703.00

Table No. 6.13

District : BARDIYA

S.No.	Commodities	Units	Baishak	Jestha	Ashad	Sharwan	Bhadra	Aswin	Kartik	Marga	Poush	Magh	Falgun	Chaitra	Average
1	Paddy Coarse	Quintal						1900.00	1900.00	1875.00	1850.00	1666.65	1458.15	1404.00	1721.97
2	Paddy Medium	Quintal						2233.30	2233.30	2200.15	2167.00	2167.00			2200.15
3	Paddy Fine	Quintal													
4	Rice Coarse	Quintal						2750.00	2750.00	2733.50	2717.00	2717.00	2717.00	2708.50	2727.57
5	Rice Medium	Quintal						3116.70	3116.70	3074.85	3033.00	3033.00	3033.00	3025.00	3061.75
6	Rice Fine	Quintal						3900.00	3900.00	3883.50	3867.00	3867.00	3867.00	3850.00	3876.36
7	Wheat	Quintal						1716.00	1716.00	1699.50	1683.00	1691.50	1700.00	1700.00	1700.86
8	Wheat Flour	Quintal						2850.00	2850.00	2850.00	2850.00	2850.00	2925.00	2950.00	2875.00
9	Maize	Quintal						1766.70	1770.85	1787.50	1800.00	1800.00	1800.00	1800.00	1789.29
10	Black Gram (Broken)	Quintal						9170.00	9170.00	9085.00	9000.00	9000.00	9000.00	9000.00	9060.71
11	Pigeon Pea	Quintal						10830.00	10830.00	10580.00	10330.00	10330.00	10330.00	10330.00	10508.57
12	Moong Broken	Quintal						12500.00	12500.00	12415.00	12330.00	12330.00	12330.00	12330.00	12390.71
13	Lentil Broken	Quintal						9830.00	9830.00	9750.00	9670.00	9670.00	9670.00	9670.00	9727.14
14	Horsegram Big	Quintal						5500.00	5500.00	5500.00	5500.00	5500.00	5500.00	5500.00	5500.00
15	Horsegram Small	Quintal													
16	Soyabean	Quintal						5730.00	5730.00	5650.00	5570.00	5570.00	5570.00	5570.00	5627.14
17	Peas	Quintal						4230.00	4230.00	4230.00	4230.00	4230.00	4230.00	4230.00	4230.00
18	Mustard Seed	Quintal						4816.70	4816.70	4824.85	4833.00	4833.00	4833.00	4833.00	4827.18
19	Mustard Oil	Litre						130.00	130.00	130.00	130.00	132.50	135.00	135.00	131.79
20	Soyabean oil	Litre						110.00	110.00	107.50	105.00	105.00	105.00	105.00	106.79
21	Vegetable Ghee	Kg.						114.00	114.00	114.00	114.00	114.00	114.00	114.00	114.00
22	Fresh Fish	Quintal						18330.00	18330.00	18000.00	18000.00	17830.00	17330.00	17665.00	17926.43
23	Hen Egg	Nos.						7.00	7.00	7.17	7.33	7.33	7.28	7.20	7.19
24	Potato Red	Quintal						2000.00	2000.00	2000.00	2000.00	1900.00	1900.00	1885.00	1955.00
25	Potato white	Quintal						1500.00	1500.00	1500.00	1500.00	1450.00	1450.00	1865.00	1537.86
26	Tomato Big	Quintal						3000.00	3000.00	3000.00	3000.00	4000.00	5250.00	5250.00	3785.71
27	Tomato small	Quintal													
28	Cauliflower Terai	Quintal													
29	Cauliflower Hills	Quintal													
30	Green Peas	Quintal													
31	Mango	Quintal						5000.00	5000.00	5500.00	6000.00	5750.00	5500.00	5500.00	5464.29
32	Orange	Quintal												4500.00	4500.00
33	Apple	Quintal						13000.00	13000.00	13085.00	13170.00	13170.00	13170.00	13170.00	13109.29
34	Banana	Dozen						30.00	30.00	31.00	32.00	33.50	35.00	35.00	32.36
35	Fresh Raw Ginger	Quintal						4500.00	4500.00	4500.00	4500.00	4335.00	4170.00	3585.00	4298.57
36	Dry Ginger	Quintal													
37	Dry Chilli	Quintal						18170.00	18170.00	18000.00	17830.00	17830.00	17830.00	17830.00	17951.43
38	Onion	Quintal						3230.00	3230.00	3230.00	3230.00	3230.00	3230.00	3530.00	3272.86
39	Dry Garlic	Quintal						6070.00	6070.00	6035.00	6000.00	6000.00	6000.00	6000.00	6025.00

Table No. 6.14

District : KAPILBASTU

S.No.	Commodities	Units	Baishak	Jestha	Ashad	Sharwan	Bhadra	Aswin	Kartik	Marga	Poush	Magh	Falgun	Chaitra	Average
1	Paddy Coarse	Quintal													
2	Paddy Medium	Quintal													
3	Paddy Fine	Quintal													
4	Rice Coarse	Quintal	2425.00	2450.00	2450.00	2450.00	2450.00	2550.00	2675.00	2700.00	2700.00	2650.00	2600.00	2500.00	2550.00
5	Rice Medium	Quintal	2750.00	2800.00	2800.00	2800.00	2800.00	2950.00	3150.00	3200.00	3300.00	3300.00	3150.00	3050.00	3004.17
6	Rice Fine	Quintal	7090.00	7100.00	7100.00	7100.00	7100.00	6950.00	6750.00	6750.00	6800.00	6750.00	6575.00	6425.00	6874.17
7	Wheat	Quintal													
8	Wheat Flour	Quintal	3075.00	2625.00	2700.00	2700.00	2700.00	2800.00	2850.00	2800.00	2800.00	2800.00	2800.00	2800.00	2787.50
9	Maize	Quintal													
10	Black Gram (Broken)	Quintal	10750.00	10650.00	10800.00	10800.00	10800.00	9650.00	8500.00	8500.00	8500.00	8550.00	8550.00	8500.00	9545.83
11	Pigeon Pea	Quintal	12900.00	12900.00	13000.00	13000.00	13000.00	11000.00	9000.00	9000.00	9000.00	9050.00	8800.00	8750.00	10783.33
12	Moong Broken	Quintal	11250.00	10000.00	9500.00	9500.00	9500.00	9500.00	9250.00	9000.00	9050.00	9200.00	9200.00	9300.00	9520.83
13	Lentil Broken	Quintal	9050.00	7350.00	5600.00	5600.00	5600.00	6350.00	7050.00	7000.00	7000.00	7000.00	6900.00	6800.00	6775.00
14	Horsegram Big	Quintal	5600.00	5500.00	5300.00	5300.00	5300.00	5400.00	5650.00	5800.00	5800.00	5850.00	5700.00	5500.00	5558.33
15	Horsegram Small	Quintal	5500.00	5300.00	5000.00	5000.00	5000.00	5200.00	5550.00	5750.00	5800.00	5800.00	5650.00	5500.00	5420.83
16	Soyabean	Quintal	5800.00	5600.00	5400.00	5400.00	5400.00	5450.00	5750.00	6000.00	5750.00	5800.00	6300.00	6150.00	5733.33
17	Peas	Quintal	3900.00	4000.00	4000.00	4000.00	4000.00	4100.00	4150.00	4150.00	4150.00	4250.00	4250.00	4150.00	4091.67
18	Mustard Seed	Quintal													
19	Mustard Oil	Litre	119.00	118.00	118.00	118.00	118.00	119.00	122.50	125.00	125.00	125.00	125.00	125.00	121.46
20	Soyabean oil	Litre	109.50	108.00	107.00	107.00	107.00	113.50	122.50	125.00	125.00	125.00	124.50	124.50	116.54
21	Vegetable Ghee	Kg.	90.50	91.50	92.00	92.00	92.00	103.50	115.00	115.00	116.50	118.00	118.00	118.00	105.17
22	Fresh Fish	Quintal	18500.00	18250.00	17500.00	17500.00	17500.00	18750.00	20000.00	19500.00	19000.00	18500.00	18500.00	18500.00	18500.00
23	Hen Egg	Nos.	7.00	7.00	7.00	7.00	7.00	7.00	7.00	7.00	7.00	7.00	7.00	7.00	7.00
24	Potato Red	Quintal	1150.00	1100.00	1100.00	1100.00	1100.00	1150.00	1250.00	1250.00	1250.00	1250.00	1300.00	1350.00	1195.83
25	Potato white	Quintal	1050.00	1050.00	1100.00	1100.00	1100.00	1150.00	1250.00	1250.00	1200.00	1200.00	1250.00	1250.00	1162.50
26	Tomato Big	Quintal	1450.00	1550.00	1800.00	1800.00	1800.00	1800.00	5000.00	5000.00	4500.00	4000.00	4900.00	5650.00	3270.83
27	Tomato small	Quintal	1350.00	1450.00	1700.00	1700.00	1700.00	1700.00							1600.00
28	Cauliflower Terai	Quintal	1550.00	1800.00	1800.00	1800.00	1800.00	1800.00					5500.00	5250.00	2662.50
29	Cauliflower Hills	Quintal									5000.00	5000.00	5000.00		5000.00
30	Green Peas	Quintal													
31	Mango	Quintal						4500.00	4500.00						4500.00
32	Orange	Quintal													
33	Apple	Quintal	11500.00	10750.00	10500.00	10500.00	10500.00	11250.00	11500.00	11500.00	12000.00	12000.00	11500.00	11000.00	11208.33
34	Banana	Dozen	30.00	29.50	29.00	29.00	29.00	29.50	27.50	25.00	22.50	25.00	23.50	18.50	26.50
35	Fresh Raw Ginger	Quintal	5500.00	5500.00	5500.00	5500.00	5500.00	5500.00	5750.00	6000.00	5750.00	5500.00	5650.00	5650.00	5608.33
36	Dry Ginger	Quintal													
37	Dry Chilli	Quintal	10000.00	10000.00	10000.00	10000.00	10000.00	10500.00	11000.00	11000.00	11750.00	12500.00	12500.00	12000.00	10937.50
38	Onion	Quintal	1800.00	1800.00	1800.00	1800.00	1800.00	2400.00	3000.00	3000.00	3000.00	2850.00	3100.00	3500.00	2487.50
39	Dry Garlic	Quintal	7950.00	7850.00	7800.00	7800.00	7800.00	7650.00	7500.00	7250.00	7500.00	8050.00	8450.00	8800.00	7866.67

Table No.7.1  
INDIAN BORDER RETAIL MARKET PRICES OF SOME AGRICULTURAL COMMODITIES BY MONTH  
YEAR : - 2068 (2011/2012)

Market : - SONABARSA (SARLAHI)

S.No.	Commodities	Unit	Baishak	Jestha	Ashad	Shrawan	Bhadra	Aswin	Kartik	Marga	Poush	Magh	Falgun	Chaitra	Average
1	Rice Coarse	Kg	29.00	29.00	28.00	28.00	28.00	27.50	27.00	27.50	28.00	27.50	27.50	29.00	27.95
2	Rice Medium	Kg	33.50	32.50	31.00	31.00	31.00	31.50	32.00	32.50	33.00	33.00	33.00	33.50	32.10
3	Rice Fine	Kg	68.50	64.50	60.00	61.50	63.00	62.50	62.00	63.00	64.00	66.00	66.00	68.50	63.50
4	Flattened Rice Local	Kg	34.00	38.00	42.00	40.50	39.00	37.00	35.00	36.00	37.00	35.50	35.50	34.00	37.40
5	Wheat Flour	Kg	28.50	28.00	28.00	27.50	27.00	27.00	27.00	27.50	28.00	27.50	27.50	28.50	27.60
6	Blackgram	Kg	91.50	91.00	90.00	90.50	91.00	85.00	79.00	80.00	81.00	84.00	84.00	91.50	86.30
7	Pegeon Pea	Kg	114.50	110.00	105.00	106.00	107.00	99.50	92.00	92.00	92.00	92.00	92.00	114.50	101.00
8	Moong Broken	Kg	115.00	101.50	88.00	88.00	88.00	93.00	98.00	98.00	98.00	97.50	97.50	115.00	96.50
9	Lentil Broken	Kg	66.50	65.50	64.00	65.50	67.00	70.50	74.00	73.00	72.00	72.50	72.50	66.50	69.05
10	Soyabean	Kg	66.00	68.00	71.00	66.50	62.00	62.00				68.00	68.00	66.00	66.21
11	Horsegram (Big)	Kg	48.00	47.50	47.00	45.50	44.00	53.00	62.00	62.50	63.00	83.00	83.00	48.00	55.55
12	Horsegram (Small)	Kg	43.50	43.50	44.00	42.00	40.00	47.50	55.00	54.50	54.00	58.00	58.00	43.50	48.20
13	Mustard Oil	Litre	103.00	103.50	104.00	104.00	104.00	108.50	113.00	112.50	112.00	109.50	109.50	103.00	107.40
14	Soyabean Oil	Litre	105.50	105.00	104.00	102.50	101.50	102.00				112.00	112.00	105.50	104.64
15	Vegetable Ghee	Kg	90.00	91.00	91.00	101.50	112.00	111.50	111.00	111.50	112.00	112.00	112.00	90.00	104.35
16	Chicken	Kg	193.50	200.50	203.00	207.50	212.00	220.00	228.00	231.00	234.00	216.00	216.00	193.50	214.55
17	Mutton	Kg	400.00	400.00	400.00	400.00	400.00	400.00	400.00	400.00	400.00	400.00	400.00	400.00	400.00
18	Buff	Kg													
19	Pork	Kg													
20	Fresh Fish	Kg	161.50	174.50	192.00	187.00	182.00	178.00	174.00	171.50	169.00	157.50	157.50	161.50	174.70
21	Hen Egg	Nos.	9.00	8.50	8.00	8.50	9.00	8.50	8.00	8.50	9.00	8.50	8.50	9.00	8.55
22	Milk	Kg	37.00	37.00	37.00	39.50	42.00	39.50	37.00	37.50	38.00	40.00	40.00	37.00	38.45
23	Sugar	Kg	52.00	51.50	51.00	51.50	52.00	52.50	53.00	53.00	53.00	52.00	52.00	52.00	52.15
24	Potato (Red)	Kg	15.00	16.00	17.00	17.50	18.00	18.50	19.00	19.50	20.00	18.50	18.50	15.00	17.90
25	Potato (White)	Kg	13.00	14.00	15.00	15.50	16.00	16.50	17.00	17.50	18.00	17.00	17.00	13.00	15.95
26	Tomato (Big)	Kg	22.00	27.00	32.00	29.50	27.00	29.50	32.00	37.00	42.00	47.00	47.00	22.00	32.50
27	Tomato (Small)	Kg													
28	Cabbage	Kg						28.00	28.00	32.50	37.00	37.00	37.00		32.50
29	Cauliflower	Kg								52.00	52.00	57.00	57.00		53.67
30	Green Peas	Kg													
31	Pointed Gourd	Kg	29.50	20.00	19.00	19.50	20.00	24.00	28.00	27.50	27.00	30.00	30.00	29.50	24.45
32	Okra	Kg													
33	Mango	Kg		56.00	56.00	54.50	52.50	52.00							54.20
34	Orange	Kg	46.00	59.00	72.00	70.00	68.00	68.00						46.00	63.83
35	Apple	Kg	88.00	83.00	78.00	82.50	87.00	93.00	99.00	99.50	100.00	94.00	94.00	88.00	90.40
36	Banana	Kg	14.00	22.00	30.00	26.00	23.50	19.50	14.00	15.00	16.00	20.00	20.00	14.00	20.00
37	Dry Onion	Kg	15.00	15.50	16.00	16.50	17.00	19.50	22.00	23.00	24.00	25.00	25.00	15.00	19.35
38	Dry Garlic	Kg	88.00	95.00	102.00	107.00	112.00	104.00	96.00	95.00	94.00	103.00	103.00	88.00	99.60
39	Ginger	Kg	60.00	62.50	63.00	60.50	58.00	58.50	59.00	55.50	52.00	57.00	57.00	60.00	58.60
40	Dry Chilli	Kg	175.00	174.50	177.00	177.00	177.00	182.00	187.00	186.50	186.00	179.00	179.00	175.00	180.10
41	Green Chilli	Kg	40.00	38.00	33.00	30.50	28.00	36.00	44.00	50.50	57.00	64.50	64.50	40.00	42.15

Table No. 7.2

Market : - JOGBANI (MORANG)

S.No.	Commodities	Unit	Baishak	Jestha	Ashad	Shrawan	Bhadra	Aswin	Kartik	Marga	Poush	Magh	Falgun	Chaitra	Average
1	Rice Coarse	Kg	23.80	23.80	23.80	24.00	25.00	24.50	24.00	24.00	24.00	24.00	25.00	25.00	24.17
2	Rice Medium	Kg	26.30	26.30	26.30	26.50	28.00	28.00	28.00	28.00	28.00	28.00	30.66	30.66	27.64
3	Rice Fine	Kg	51.20	51.20	51.20	50.60	50.00	50.00	40.00	40.00	40.00	40.00	39.66	39.66	45.81
4	Flattened Rice Local	Kg	41.00	41.00	41.00	41.00	41.00	41.00	43.00	41.65	38.30	38.30	34.00	34.00	40.11
5	Wheat Flour	Kg	25.50	25.50	25.50	24.50	25.00	24.00	22.50	22.00	22.00	22.00			23.85
6	Blackgram	Kg							100.00	100.00	100.00	100.00			100.00
7	Pegeon Pea	Kg	109.00	109.00	109.00	106.00	103.00	101.00	97.50	98.00	100.00	100.00			103.25
8	Moong Broken	Kg	117.50	117.50	117.50	109.00	103.00	106.50	105.00	100.00	100.00	100.00			107.60
9	Lentil Broken	Kg	70.00	70.00	70.00	69.00	68.00	66.50	64.00	62.35	61.70	61.70	66.67	66.67	66.36
10	Soyabean	Kg													
11	Horsegram (Big)	Kg	120.00	120.00	120.00	115.00	110.00	115.00	120.00	130.00	140.00	140.00			123.00
12	Horsegram (Small)	Kg	50.00	50.00	50.00	49.00	50.00	52.50	55.00	56.85	58.70	58.70	70.67	70.67	54.67
13	Mustard Oil	Litre	104.00	104.00	104.00	106.50	110.00	110.00	110.00	110.00	110.00	110.00	138.67	138.67	110.65
14	Soyabean Oil	Litre													
15	Vegetable Ghee	Kg	117.00	117.00	117.00	119.50	122.00	116.00	116.00	122.50	123.00	123.00	128.67	128.67	120.15
16	Chicken	Kg	220.00	220.00	220.00	220.00	220.00	220.00	220.00	220.00	220.00	220.00			220.00
17	Mutton	Kg	400.00	400.00	400.00	400.00	400.00	400.00	400.00	400.00	400.00	400.00	480.00	480.00	407.27
18	Buff	Kg													
19	Pork	Kg													
20	Fresh Fish	Kg	180.00	180.00	180.00	180.00	180.00	165.00	150.00	150.00	150.00	150.00	170.00	170.00	166.82
21	Hen Egg	Nos.	9.00	9.00	9.00										9.00
22	Milk	Kg	45.60	45.60	45.60	47.60	47.60	47.80	47.80	46.80	46.00	46.00			46.64
23	Sugar	Kg	51.00	51.00	51.00	50.00	50.00	50.00	50.00	50.00	50.00	50.00	52.00	52.00	50.45
24	Potato (Red)	Kg	12.60	12.60	12.60	14.30	16.00	18.00	20.40	21.05	21.30	21.30	12.67	12.67	16.62
25	Potato (White)	Kg	9.60	9.60	9.60	11.80	14.00	15.00	17.00	18.00	18.00	18.00	11.67	11.67	13.84
26	Tomato (Big)	Kg	25.00	25.00	25.00	30.00	40.00	40.00	38.00	51.35	66.70	66.70	23.33	23.33	39.19
27	Tomato (Small)	Kg	22.00	22.00	22.00	30.00	40.00	40.00	40.00						30.86
28	Cabbage	Kg	20.00	20.00	20.00	22.50	25.00	27.50	30.00	25.85	21.70	21.70	6.33	6.33	21.87
29	Cauliflower	Kg											14.00	14.00	14.00
30	Green Peas	Kg	24.40	24.40	24.40	26.40									24.90
31	Pointed Gourd	Kg	27.20	27.20	27.20	29.60	32.00	32.00	36.80	54.15	66.70	66.70			39.96
32	Okra	Kg													
33	Mango	Kg				68.00	68.00	69.00	73.00	76.00					70.80
34	Orange	Kg	80.00	80.00	80.00								76.67	76.67	79.17
35	Apple	Kg	108.00	108.00	108.00	108.00	108.00	123.00	138.00	130.50	123.00	123.00	123.33	123.33	118.26
36	Banana	Kg	21.00	21.00	21.00	21.00	21.00	28.00	35.00	35.00	35.00	35.00	23.33	23.33	26.94
37	Dry Onion	Kg	13.00	13.00	13.00	14.00	16.00	20.00	24.60	28.45	31.70	31.70	15.00	15.00	20.04
38	Dry Garlic	Kg	152.00	152.00	152.00	156.00	160.00	150.00	150.00	123.35	86.70	86.70	48.33	48.33	128.83
39	Ginger	Kg	63.60	63.60	63.60	50.60	46.00	51.00	60.80	66.15	66.70	66.70	33.00	33.00	57.43
40	Dry Chilli	Kg	171.00	171.00	171.00	159.50	161.00	166.50	172.00	169.50	167.00	167.00	123.30	123.30	163.53
41	Green Chilli	Kg	52.00	52.00	52.00	44.00	36.00	74.50	80.50	64.00	80.00	80.00	34.00	34.00	59.00

Table No. 7.3

Market : - RAXUAL (PARSA)

S.No.	Commodities	Unit	Baishak	Jestha	Ashad	Shrawan	Bhadra	Aswin	Kartik	Marga	Poush	Magh	Falgun	Chaitra	Average
1	Rice Coarse	Kg	31.00	32.00	32.00	31.00	31.00	31.00	31.00	33.00	33.00	30.00	26.00	26.00	31.00
2	Rice Medium	Kg	35.00	37.00	37.00	40.00	40.00	40.00	40.00	39.60	39.60	37.00	34.00	34.00	38.11
3	Rice Fine	Kg	60.00	60.00	60.00	61.00	61.00	61.00	61.00	60.00	60.00	66.00	60.00	60.00	60.91
4	Flattened Rice Local	Kg	34.00	34.00	34.00	34.00	34.00	34.00	34.00	39.00	39.00	36.80	34.00	34.00	35.16
5	Wheat Flour	Kg	24.00	24.00	24.00	23.00	23.00	23.00	23.00	27.00	27.00	27.00	27.00	27.00	24.73
6	Blackgram	Kg	90.00	85.00	85.00	82.00	82.00	82.00	82.00	90.00	90.00	95.00	90.00	90.00	86.64
7	Pegeon Pea	Kg	128.00	126.00	126.00	127.00	127.00	127.00	127.00	125.00	125.00	120.00	114.00	114.00	124.73
8	Moong Broken	Kg	132.00	133.00	133.00	132.00	132.00	132.00	132.00	128.00	128.00	130.00	126.00	126.00	130.73
9	Lentil Broken	Kg	75.00	70.00	70.00	70.00	70.00	70.00	70.00	74.00	74.00	70.00	68.00	68.00	71.00
10	Soyabean	Kg	62.00	65.00	65.00	64.00	64.00	64.00	64.00				80.00	80.00	66.00
11	Horsegram (Big)	Kg	61.00	60.00	60.00	62.00	62.00	62.00	62.00	68.00	68.00	72.00	72.00	72.00	64.45
12	Horsegram (Small)	Kg	51.00	50.00	50.00	50.00	50.00	50.00	50.00	64.00	64.00	68.00	65.00	65.00	55.64
13	Mustard Oil	Litre	125.00	120.00	120.00	125.00	125.00	125.00	125.00	125.00	125.00	130.00	150.00	150.00	126.82
14	Soyabean Oil	Litre	117.00	110.00	110.00	112.00	112.00	112.00	112.00	120.00	120.00	125.00	138.00	138.00	117.09
15	Vegetable Ghee	Kg	130.00	130.00	130.00	130.00	130.00	130.00	130.00	122.00	122.00	111.00	135.00	135.00	127.27
16	Chicken	Kg	185.00	190.00	190.00	190.00	190.00	190.00	190.00	200.00	200.00	200.00	180.00	180.00	191.36
17	Mutton	Kg	380.00	380.00	380.00	380.00	380.00	380.00	380.00	380.00	380.00	400.00	380.00	380.00	381.82
18	Buff	Kg	175.00	175.00	175.00	175.00	175.00	175.00	175.00	175.00	175.00	175.00	175.00	175.00	175.00
19	Pork	Kg	200.00	200.00	200.00	200.00	200.00	200.00	200.00	200.00	200.00				200.00
20	Fresh Fish	Kg	190.00	170.00	170.00	180.00	180.00	180.00	180.00	192.00	192.00	177.00	190.00	190.00	181.91
21	Hen Egg	Nos.	6.00	6.00	6.00	6.00	6.00	6.00	6.00	8.00	8.00	8.00	5.00	5.00	6.45
22	Milk	Kg	40.00	40.00	40.00	40.00	40.00	40.00	40.00	40.00	40.00	41.60	50.00	50.00	41.05
23	Sugar	Kg	55.00	56.00	56.00	60.00	60.00	60.00	60.00	55.00	55.00	55.00	55.00	55.00	57.00
24	Potato (Red)	Kg	14.00	15.00	15.00	16.00	16.00	16.00	16.00	21.00	21.00	24.00	16.00	16.00	17.27
25	Potato (White)	Kg	14.00	15.00	15.00	15.00	15.00	15.00	15.00	19.00	19.00	22.00	16.00	16.00	16.36
26	Tomato (Big)	Kg	15.00	25.00	25.00	35.00	35.00	35.00	35.00	38.00	38.00	40.00	20.00	20.00	31.00
27	Tomato (Small)	Kg	18.00	30.00	30.00	35.00	35.00	35.00	35.00	33.60	33.60		25.00	25.00	31.02
28	Cabbage	Kg				18.00	18.00	18.00	18.00	28.00	28.00	26.00	14.00	14.00	21.00
29	Cauliflower	Kg		40.00	40.00	40.00	40.00	40.00	40.00	40.00	40.00	42.00	20.00	20.00	38.20
30	Green Peas	Kg										70.00	60.00	60.00	65.00
31	Pointed Gourd	Kg	30.00	20.00	20.00	20.00	20.00	20.00	20.00	38.00	38.00	40.00	30.00	30.00	26.91
32	Okra	Kg	20.00	16.00	16.00	20.00	20.00	20.00	20.00	30.00	30.00	38.00	80.00	80.00	28.18
33	Mango	Kg		60.00	60.00	65.00	65.00	65.00	65.00						63.33
34	Orange	Kg	80.00	80.00	80.00	82.00	82.00	82.00	82.00			80.00	80.00	80.00	80.89
35	Apple	Kg	100.00	100.00	100.00	100.00	100.00	100.00	100.00	100.00	100.00	90.00	100.00	100.00	99.09
36	Banana	Kg	28.00	25.00	25.00	25.00	25.00	25.00	25.00	18.00	18.00	20.00	25.00	25.00	23.55
37	Dry Onion	Kg	16.00	18.00	18.00	18.00	18.00	18.00	18.00	26.00	26.00	28.00	16.00	16.00	20.00
38	Dry Garlic	Kg	120.00	130.00	130.00	130.00	130.00	130.00	130.00	128.00	128.00	120.00	65.00	65.00	121.91
39	Ginger	Kg	84.00	85.00	85.00	85.00	85.00	85.00	85.00	90.00	90.00	90.00	70.00	70.00	84.91
40	Dry Chilli	Kg	160.00	160.00	160.00	160.00	160.00	160.00	160.00	182.00	182.00	170.00	105.00	105.00	159.91
41	Green Chilli	Kg	25.00	20.00	20.00	20.00	20.00	20.00	20.00	80.00	80.00	80.00	60.00	60.00	40.45

Table No. 7.4

Market : - NAUTANAWA (RUPANDEHI)

S.No.	Commodities	Unit	Baishak	Jestha	Ashad	Shrawan	Bhadra	Aswin	Kartik	Marga	Poush	Magh	Falgun	Chaitra	Average
1	Rice Coarse	Kg	27.20	27.20	27.20	27.20	27.20	27.20	27.20	27.20	27.20	24.00	24.00	24.00	26.62
2	Rice Medium	Kg	28.80	28.80	28.80	28.80	28.80	28.80	28.80	28.80	28.80	27.20	25.60	25.60	28.36
3	Rice Fine	Kg	32.00	32.00	32.00	32.00	32.00	32.00	32.00	32.00	32.00	28.80	32.00	32.00	31.71
4	Flattened Rice Local	Kg	24.00	24.00	24.00	24.00	24.00	24.00	24.00	24.00	24.00	38.40	28.80	28.80	25.75
5	Wheat Flour	Kg	19.20	19.20	19.20	19.20	19.20	19.20	19.20	19.20	19.20	19.20	19.20	19.20	19.20
6	Blackgram	Kg	104.00	104.00	104.00	104.00	104.00	104.00	104.00	104.00	104.00	80.00	88.00	88.00	100.36
7	Pegeon Pea	Kg	108.80	108.80	108.80	108.80	108.80	108.80	108.80	108.80	108.80	102.40	99.20	99.20	107.35
8	Moong Broken	Kg	144.00	144.00	144.00	144.00	144.00	144.00	144.00	144.00	144.00	144.00	128.00	128.00	142.55
9	Lentil Broken	Kg	99.20	99.20	99.20	99.20	99.20	99.20	99.20	99.20	99.20	83.20	88.00	88.00	96.73
10	Soyabean	Kg	64.00	64.00	64.00	64.00	64.00	64.00	64.00	64.00	64.00	72.00	64.00	64.00	64.73
11	Horsegram (Big)	Kg	56.00	56.00	56.00	60.80	60.80	60.80	60.80	60.80	60.80	56.00	56.00	56.00	58.62
12	Horsegram (Small)	Kg	54.40	54.40	54.40	56.00	56.00	56.00	56.00	56.00	56.00	51.20	51.20	51.20	54.69
13	Mustard Oil	Litre	144.00	144.00	144.00	144.00	144.00	144.00	144.00	144.00	144.00	144.00	144.00	144.00	144.00
14	Soyabean Oil	Litre	128.00	128.00	128.00	128.00	128.00	128.00	128.00	128.00	128.00	0.00	0.00	0.00	104.73
15	Vegetable Ghee	Kg	80.00	80.00	80.00	96.00	96.00	96.00	96.00	96.00	96.00	88.00	0.00	0.00	82.18
16	Chicken	Kg	192.00	192.00	192.00	192.00	192.00	192.00	192.00	192.00	192.00	200.00	240.00	240.00	197.09
17	Mutton	Kg	240.00	240.00	240.00	240.00	240.00	240.00	240.00	240.00	240.00	256.00	304.00	304.00	247.27
18	Buff	Kg													
19	Pork	Kg													
20	Fresh Fish	Kg	128.00	128.00	128.00	128.00	128.00	128.00	128.00	128.00	128.00	128.00	144.00	144.00	129.45
21	Hen Egg	Nos.	12.80	12.80	12.80	12.80	12.80	12.80	12.80	12.80	12.80	6.40	8.00	8.00	11.78
22	Milk	Kg	49.60	49.60	49.60	35.20	35.20	35.20	35.20	35.20	35.20	35.20	36.80	36.80	39.27
23	Sugar	Kg	49.60	49.60	49.60	49.60	49.60	49.60	49.60	49.60	49.60	52.80	54.40	54.40	50.33
24	Potato (Red)	Kg	49.60	11.20	11.20	11.20	11.20	11.20	11.20	11.20	11.20	12.80	12.80	12.80	14.98
25	Potato (White)	Kg	9.60	9.60	9.60	9.60	9.60	9.60	9.60	9.60	9.60	11.20	11.20	11.20	9.89
26	Tomato (Big)	Kg	32.00	32.00	32.00	24.00	24.00	24.00	24.00	24.00	24.00	40.00	32.00	32.00	28.36
27	Tomato (Small)	Kg	24.00	24.00	24.00	16.00	16.00	16.00	16.00	16.00	16.00	32.00	28.80	28.80	20.80
28	Cabbage	Kg	12.80	12.80	12.80	24.00	24.00	24.00	24.00	24.00	24.00	32.00	32.00	32.00	22.40
29	Cauliflower	Kg	16.00	16.00	16.00	64.00	64.00	64.00	64.00	64.00	64.00	44.80	35.20	35.20	46.55
30	Green Peas	Kg													
31	Pointed Gourd	Kg	40.00	40.00	40.00	64.00	64.00	64.00	64.00	64.00	64.00	64.00	64.00	64.00	57.45
32	Okra	Kg	24.00	24.00	24.00	12.80	12.80	12.80	12.80	12.80	12.80	24.00	64.00	64.00	21.53
33	Mango	Kg	80.00	80.00	80.00	32.00	32.00	32.00	32.00	32.00	32.00	0.00	0.00	0.00	39.27
34	Orange	Kg	88.00	88.00	88.00	0.00	0.00	0.00	0.00	0.00	0.00	0.00	72.00	72.00	30.55
35	Apple	Kg	104.00	104.00	104.00	96.00	96.00	96.00	96.00	96.00	96.00	128.00	144.00	144.00	105.45
36	Banana	Kg	38.40	38.40	38.40	38.40	38.40	38.40	38.40	38.40	38.40	38.40	38.40	38.40	38.40
37	Dry Onion	Kg	16.00	16.00	16.00	12.80	12.80	12.80	12.80	12.80	12.80	32.00	19.20	19.20	16.00
38	Dry Garlic	Kg	80.00	80.00	80.00	92.80	92.80	92.80	92.80	92.80	92.80	112.00	112.00	112.00	92.80
39	Ginger	Kg	64.00	64.00	64.00	64.00	64.00	64.00	64.00	64.00	64.00	64.00	48.00	48.00	62.55
40	Dry Chilli	Kg	128.00	128.00	128.00	128.00	128.00	128.00	128.00	128.00	128.00	144.00	144.00	144.00	130.91
41	Green Chilli	Kg	64.00	64.00	64.00	64.00	64.00	64.00	64.00	64.00	64.00	80.00	64.00	64.00	65.45

Table No. 7.5

Market : - BANBASA (KANCHANPUR)

S.No.	Commodities	Unit	Baishak	Jestha	Ashad	Shrawan	Bhadra	Aswin	Kartik	Marga	Poush	Magh	Falgun	Chaitra	Average
1	Rice Coarse	Kg	28.80	28.80	28.80	28.40	28.40	28.80	27.20	28.80	31.20	15.20	25.60	28.80	27.27
2	Rice Medium	Kg	48.00	48.00	48.00	44.00	44.00	46.40	43.20	42.40	45.60	24.00	40.00	48.00	43.05
3	Rice Fine	Kg	92.80	94.40	96.00	96.00	96.00	86.40	76.80	82.40	96.00	52.00	78.40	92.80	86.11
4	Flattened Rice Local	Kg	60.80	62.40	64.00	64.00	64.00	64.00	64.00	64.00	68.00	36.00	96.00	60.80	64.29
5	Wheat Flour	Kg	27.20	28.80	30.40	29.60	29.60	29.60	27.20	28.00	29.60	14.40	27.20	27.20	27.42
6	Blackgram	Kg	108.80	106.40	104.00	104.00	104.00	104.00	101.60	100.80	104.00	52.80	108.80	108.80	99.93
7	Pegeon Pea	Kg	112.00	110.40	108.80	110.40	112.00	102.40	94.40	105.60	104.00	46.40	147.20	112.00	104.87
8	Moong Broken	Kg	92.80	94.40	97.60	96.00	94.40	96.00	96.00	94.40	100.80	54.40	140.80	92.80	96.15
9	Lentil Broken	Kg	108.80	105.60	104.00	106.40	108.00	106.40	104.00	101.60	100.80	51.20	105.60	108.80	100.22
10	Soyabean	Kg	80.00	83.20	89.60	89.60	89.60	92.80	89.60	84.80	88.00	46.40	86.40	80.00	83.64
11	Horsegram (Big)	Kg	99.20	99.20	99.20	99.20	99.20	99.20	97.60	97.60	100.80	51.20	112.00	99.20	95.85
12	Horsegram (Small)	Kg	56.00	56.00	56.00	56.00	54.40	54.40	56.00	55.20	57.60	30.40	72.00	56.00	54.91
13	Mustard Oil	Litre	144.00	132.00	120.00	124.00	136.00	136.00	128.00	132.00	133.60	65.60	131.20	144.00	125.67
14	Soyabean Oil	Litre	108.80	112.00	112.00	122.40	127.20	115.20	112.00	110.40	120.00	65.60	144.00	108.80	113.60
15	Vegetable Ghee	Kg	112.00	112.00	112.00	112.00	112.00	112.00	112.00	112.00	112.00	56.00	112.00	112.00	106.91
16	Chicken	Kg	160.00	160.00	160.00	160.00	156.00	148.00	152.00	160.00	244.00	164.00	160.00	160.00	165.82
17	Mutton	Kg	288.00	288.00	288.00	288.00	288.00	288.00	288.00	288.00	324.00	180.00	360.00	288.00	288.00
18	Buff	Kg	112.00	112.00	112.00	116.00	116.00	120.00	128.00	124.00	124.00	64.00	160.00	112.00	117.09
19	Pork	Kg	144.00	144.00	144.00	144.00	144.00	144.00	144.00	144.00	216.00	144.00	160.00	144.00	152.00
20	Fresh Fish	Kg	144.00	152.00	160.00	152.00	136.00	144.00	144.00	144.00	152.00	72.00	112.00	144.00	137.45
21	Hen Egg	Nos.	8.00	8.00	8.00	7.80	7.80	8.00	8.00	8.00	8.40	4.40	8.00	8.00	7.67
22	Milk	Kg	40.00	40.00	40.00	39.20	39.20	40.00	40.00	40.00	40.00	20.00	44.80	40.00	38.47
23	Sugar	Kg	49.60	51.20	52.80	52.80	52.80	52.80	52.80	52.80	50.40	24.00	52.80	49.60	49.53
24	Potato (Red)	Kg	19.20	19.20	19.20	19.20	16.80	21.60	28.80	27.20	28.80	16.00	25.60	19.20	21.96
25	Potato (White)	Kg	14.40	15.20	16.00	16.00	28.00	27.20	16.80	19.20	18.40	8.80	20.80	14.40	18.25
26	Tomato (Big)	Kg	35.20	32.00	32.00	40.00	41.60	39.20	42.40	44.80	48.00	25.60	51.20	35.20	39.27
27	Tomato (Small)	Kg	24.00	20.00	17.60	24.00	30.40	16.00	0.00	0.00	0.00	0.00	0.00	24.00	12.00
28	Cabbage	Kg	16.00	16.00	17.60	19.20	17.60	22.40	26.40	26.40	27.20	12.80	19.20	16.00	20.07
29	Cauliflower	Kg	35.20	37.60	37.60	35.20		48.00	46.40	56.00	69.60	36.00	44.80	35.20	44.64
30	Green Peas	Kg						0.00	0.00	0.00	0.00	0.00	0.00		0.00
31	Pointed Gourd	Kg	48.00	46.40	46.40	48.00	48.00	48.00	48.00	48.00	49.60	25.60	56.00	48.00	46.55
32	Okra	Kg	72.00	64.00	53.60	40.00	28.00	29.60	30.40	28.80	14.40	0.00	0.00	72.00	32.80
33	Mango	Kg	0.00	44.00	88.00	60.00	40.00	24.00	0.00	17.60	17.60	0.00	0.00	0.00	26.47
34	Orange	Kg	64.00	68.00	68.00	32.00	0.00	36.00	72.00	36.00	0.00	0.00	64.00	64.00	40.00
35	Apple	Kg	192.00	192.00	192.00	152.00	112.00	152.00	192.00	168.00	128.00	56.00	128.00	192.00	151.27
36	Banana	Kg	40.00	45.60	51.20	48.00	46.40	56.00	64.00	54.40	42.40	20.00	38.40	40.00	46.04
37	Dry Onion	Kg	16.00	16.00	16.00	22.40	30.40	32.00	32.00	30.40	34.40	20.00	32.00	16.00	25.60
38	Dry Garlic	Kg	172.80	130.40	96.00	108.00	112.00	112.00	112.00	120.00	128.00	64.00	144.00	172.80	118.11
39	Ginger	Kg	124.80	124.80	124.80	122.40	120.00	116.00	120.00	128.00	97.60	33.60	32.00	124.80	104.00
40	Dry Chilli	Kg	192.00	192.00	192.00	192.00	192.00	192.00	184.00	184.00	192.00	96.00	224.00	192.00	184.73
41	Green Chilli	Kg													

Table No. 7.6

Market : - RUPEDHIYA (BANKE)

S.No.	Commodities	Unit	Baishak	Jestha	Ashad	Shrawan	Bhadra	Aswin	Kartik	Marga	Poush	Magh	Falgun	Chaitra	Average
1	Rice Coarse	Kg	26.00	27.00	27.00	27.00	27.00	27.00	27.00	27.00	27.00	24.67	25.00	26.00	26.52
2	Rice Medium	Kg	28.00	30.00	30.00	30.00	30.00	30.00	30.00	30.00	30.00	27.33	27.33	28.00	29.33
3	Rice Fine	Kg	42.00	43.00	43.00	43.00	43.00	43.00	43.00	43.00	43.00	35.33	34.00	42.00	41.39
4	Flattened Rice Local	Kg	35.00	38.00	38.00	38.00	38.00	38.00	38.00	38.00	38.00	36.00	36.00	35.00	37.36
5	Wheat Flour	Kg	20.00	21.00	21.00	21.00	21.00	21.00	21.00	21.00	21.00	21.67	22.00	20.00	21.06
6	Blackgram	Kg	80.00	85.00	85.00	85.00	85.00	85.00	85.00	85.00	85.00	67.67	69.33	80.00	81.55
7	Pegeon Pea	Kg	115.00	120.00	120.00	120.00	120.00	120.00	120.00	120.00	120.00	81.67	81.67	115.00	112.58
8	Moong Broken	Kg	120.00	120.00	120.00	120.00	120.00	120.00	120.00	120.00	120.00	88.33	93.33	120.00	114.70
9	Lentil Broken	Kg	70.00	80.00	80.00	80.00	80.00	80.00	80.00	80.00	80.00	63.33	65.00	70.00	76.21
10	Soyabean	Kg	50.00	50.00	50.00	50.00	50.00	50.00	50.00	50.00	50.00	41.67	41.67	50.00	48.49
11	Horsegram (Big)	Kg	50.00	55.00	55.00	55.00	55.00	55.00	55.00	55.00	55.00	52.00	52.00	50.00	54.00
12	Horsegram (Small)	Kg	45.00	50.00	50.00	50.00	50.00	50.00	50.00	50.00	50.00	49.33	49.33	45.00	49.42
13	Mustard Oil	Litre	100.00	100.00	100.00	100.00	100.00	100.00	100.00	100.00	100.00	116.67	121.67	100.00	103.49
14	Soyabean Oil	Litre	90.00	90.00	90.00	90.00	90.00	90.00	90.00	90.00	90.00	108.33	108.33	90.00	93.33
15	Vegetable Ghee	Kg	120.00	120.00	120.00	120.00	120.00	120.00	120.00	120.00	120.00	90.00	98.33	120.00	115.30
16	Chicken	Kg	230.00	230.00	230.00	230.00	230.00	230.00	230.00	230.00	230.00	200.00	200.00	230.00	224.55
17	Mutton	Kg	340.00	340.00	340.00	340.00	340.00	340.00	340.00	340.00	340.00	400.00	400.00	340.00	350.91
18	Buff	Kg	140.00	130.00	130.00	130.00	130.00	130.00	130.00	130.00	130.00	140.00	140.00	140.00	132.73
19	Pork	Kg	150.00	150.00	150.00	140.00	140.00	150.00	150.00	140.00	140.00	140.00	140.00	150.00	144.55
20	Fresh Fish	Kg	180.00	180.00	180.00	180.00	180.00	180.00	180.00	180.00	180.00	150.00	180.00	180.00	177.27
21	Hen Egg	Nos.	6.00	6.00	6.00	6.00	6.00	6.00	6.00	6.00	6.00	6.00	6.00	6.00	6.00
22	Milk	Kg	25.00	26.00	26.00	26.00	26.00	26.00	26.00	26.00	26.00	32.00	32.00	25.00	27.00
23	Sugar	Kg	55.00	55.00	55.00	55.00	55.00	55.00	55.00	55.00	55.00	50.00	50.00	55.00	54.09
24	Potato (Red)	Kg	12.00	15.00	15.00	15.00	15.00	15.00	15.00	15.00	15.00	17.67	15.00	12.00	14.97
25	Potato (White)	Kg	10.00	12.00	12.00	12.00	12.00	12.00	12.00	12.00	12.00	14.33	12.00	10.00	12.03
26	Tomato (Big)	Kg	20.00	25.00	25.00	25.00	25.00	25.00	25.00	25.00	25.00	28.33	20.00	20.00	24.39
27	Tomato (Small)	Kg	15.00	20.00	20.00	20.00	20.00	20.00	20.00	20.00	20.00	23.33	17.00	15.00	19.58
28	Cabbage	Kg	10.00	15.00	15.00	15.00	15.00	15.00	15.00	15.00	15.00	16.67	15.00	10.00	14.70
29	Cauliflower	Kg	70.00	80.00	80.00	80.00	80.00	80.00	80.00	80.00	80.00	43.33	40.00	70.00	72.12
30	Green Peas	Kg										58.33			58.33
31	Pointed Gourd	Kg	35.00	35.00	35.00	35.00	35.00	35.00	35.00	35.00	35.00	40.00	46.67	35.00	36.52
32	Okra	Kg	40.00	30.00	30.00	30.00	30.00	30.00	30.00	30.00	30.00	30.00	40.00	40.00	31.82
33	Mango	Kg				20.00	20.00			20.00	20.00				20.00
34	Orange	Kg													
35	Apple	Kg	100.00	100.00	100.00	100.00	100.00	100.00	100.00	100.00	100.00	130.00	131.67	100.00	105.61
36	Banana	Kg	30.00	30.00	30.00	35.00	35.00	30.00	30.00	35.00	35.00	38.33	30.00	30.00	32.58
37	Dry Onion	Kg	20.00	22.00	22.00	22.00	22.00	22.00	22.00	22.00	22.00	25.00	23.33	20.00	22.21
38	Dry Garlic	Kg	140.00	148.00	148.00	148.00	148.00	148.00	148.00	148.00	148.00	75.00	98.33	140.00	136.12
39	Ginger	Kg	70.00	75.00	75.00	75.00	75.00	75.00	75.00	75.00	75.00	75.00	43.33	70.00	71.67
40	Dry Chilli	Kg	150.00	150.00	150.00	185.00	185.00	150.00	150.00	185.00	185.00	181.67	150.00	150.00	165.61
41	Green Chilli	Kg	40.00	40.00	40.00	42.00	42.00	40.00	40.00	42.00	42.00	41.67	41.67	40.00	41.03

Table No. 7.7

Market : - NAXALBAD (JHAPA)

S.No.	Commodities	Unit	Baishak	Jestha	Ashad	Shrawan	Bhadra	Aswin	Kartik	Marga	Poush	Magh	Falgun	Chaitra	Average
1	Rice Coarse	Kg	32.00	32.00	32.00	33.00	33.00	33.00	33.00	34.00	34.00	35.00	36.00	36.00	33.36
2	Rice Medium	Kg	40.00	40.00	40.00	40.00	40.00	42.00	42.00	45.00	45.00	45.00	46.00	46.00	42.27
3	Rice Fine	Kg	75.00	75.00	75.00	75.00	75.00	80.00	80.00	85.00	85.00	90.00	85.00	85.00	80.00
4	Flattened Rice Local	Kg	39.00	36.00	36.00	39.00	39.00	40.00	40.00	42.00	42.00	42.00	46.00	46.00	40.09
5	Wheat Flour	Kg	33.00	33.00	33.00	33.00	33.00	38.00	38.00	40.00	40.00	40.00	45.00	45.00	36.91
6	Blackgram	Kg	90.00	95.00	95.00	110.00	110.00	105.00	105.00	110.00	110.00	115.00	130.00	130.00	106.82
7	Pegeon Pea	Kg	110.00	120.00	120.00	120.00	120.00	115.00	115.00	120.00	120.00	120.00	135.00	135.00	119.55
8	Moong Broken	Kg	125.00	125.00	125.00	125.00	125.00	130.00	130.00	140.00	140.00	140.00	150.00	150.00	132.27
9	Lentil Broken	Kg	90.00	90.00	90.00	100.00	100.00	95.00	95.00	105.00	105.00	110.00	125.00	125.00	100.45
10	Soyabean	Kg	75.00	75.00	75.00	75.00	75.00	85.00	85.00	90.00	90.00	95.00	120.00	120.00	85.45
11	Horsegram (Big)	Kg	56.00	56.00	56.00	56.00	56.00	65.00	65.00	80.00	80.00	95.00	105.00	105.00	70.00
12	Horsegram (Small)	Kg	50.00	55.00	55.00	55.00	55.00	60.00	60.00	75.00	75.00	85.00	98.00	98.00	65.73
13	Mustard Oil	Litre	125.00	125.00	125.00	125.00	125.00	140.00	140.00	145.00	145.00	145.00	150.00	150.00	135.45
14	Soyabean Oil	Litre	105.00	105.00	105.00	105.00	105.00	125.00	125.00	130.00	130.00	135.00	140.00	140.00	119.09
15	Vegetable Ghee	Kg	100.00	100.00	100.00	100.00	100.00	115.00	115.00	120.00	120.00	125.00	130.00	130.00	111.36
16	Chicken	Kg	275.00	275.00	275.00	275.00	275.00	280.00	280.00	280.00	280.00	280.00	250.00	250.00	275.00
17	Mutton	Kg	430.00	450.00	450.00	450.00	450.00	450.00	450.00	450.00	450.00	450.00	500.00	500.00	452.73
18	Buff	Kg	250.00	250.00	250.00	250.00	250.00	260.00	260.00	250.00	250.00	250.00	250.00	250.00	251.82
19	Pork	Kg	250.00	250.00	250.00	250.00	250.00	260.00	260.00	250.00	250.00	250.00	250.00	250.00	251.82
20	Fresh Fish	Kg	190.00	190.00	190.00	190.00	190.00	210.00	210.00	220.00	220.00	220.00	240.00	240.00	206.36
21	Hen Egg	Nos.	13.00	13.00	13.00	13.00	13.00	13.00	13.00	15.00	15.00	15.00	15.00	15.00	13.73
22	Milk	Kg	40.00	40.00	40.00	40.00	40.00	45.00	45.00	45.00	45.00	45.00	50.00	50.00	43.18
23	Sugar	Kg	60.00	60.00	60.00	60.00	60.00	70.00	70.00	75.00	75.00	75.00	75.00	75.00	67.27
24	Potato (Red)	Kg	22.00	24.00	24.00	23.00	23.00	30.00	30.00	35.00	35.00	35.00	35.00	35.00	28.73
25	Potato (White)	Kg	17.00	20.00	20.00	17.00	17.00	25.00	25.00	30.00	30.00	28.00	30.00	30.00	23.55
26	Tomato (Big)	Kg	30.00	20.00	20.00	35.00	35.00	40.00	40.00	60.00	60.00	60.00	80.00	80.00	43.64
27	Tomato (Small)	Kg													
28	Cabbage	Kg	23.00	21.00	21.00	21.00	21.00	30.00	30.00	25.00	25.00	25.00	20.00	20.00	23.82
29	Cauliflower	Kg	27.00	30.00	30.00	30.00	30.00	50.00	50.00	50.00	50.00	50.00	25.00	25.00	38.36
30	Green Peas	Kg	70.00	70.00	70.00	70.00	70.00	70.00	70.00	60.00	60.00	65.00	70.00	70.00	67.73
31	Pointed Gourd	Kg	60.00	22.00	22.00	22.00	22.00	30.00	30.00	25.00	25.00	30.00	32.00	32.00	29.09
32	Okra	Kg	20.00	20.00	20.00	20.00	20.00	26.00	26.00	25.00	25.00	30.00	33.00	33.00	24.09
33	Mango	Kg	90.00	65.00	65.00	65.00	65.00	110.00	110.00				160.00	160.00	91.25
34	Orange	Kg	120.00										120.00	120.00	120.00
35	Apple	Kg	105.00	120.00	120.00	120.00	120.00	140.00	140.00	160.00	160.00	165.00	125.00	125.00	134.09
36	Banana	Kg	40.00	40.00	40.00	40.00	40.00	45.00	45.00	45.00	45.00	45.00	45.00	45.00	42.73
37	Dry Onion	Kg	45.00	30.00	30.00	30.00	30.00	40.00	40.00	35.00	35.00	35.00	32.00	32.00	34.73
38	Dry Garlic	Kg	240.00	240.00	240.00	235.00	235.00	130.00	130.00	135.00	135.00	135.00	130.00	130.00	180.45
39	Ginger	Kg	60.00	85.00	85.00	85.00	85.00	25.00	25.00	30.00	30.00	30.00	25.00	25.00	51.36
40	Dry Chilli	Kg	160.00	160.00	160.00	160.00	160.00	180.00	180.00	180.00	180.00	180.00	195.00	195.00	172.27
41	Green Chilli	Kg	65.00	65.00	65.00	65.00	65.00	120.00	120.00	125.00	125.00	120.00	80.00	80.00	92.27

**Table No. 8.1**  
**Total Volume of Arrival in Kalimati Wholesale Market by Source**  
**2068**

Volume in QTY.															
S.N	Commodities	Banke	Bara	Bardiya	Bhaktapur	Chitawan	Dang	Dhading	Dhankuta	Dhanusa	Dolakha	Gorkha	Jhapa	Kailali	Kanchanpur
1	Tomato Big	4.25	25.00		2570.00	1240.00	44.00	323.05		23.40			3445.95	20.00	
2	Tomato Small		2759.25		164.50	1771.75	124.85	50667.84	12.50	77.00	148.75	37.00	641.50	10.00	
3	Potato Red	37.50			604.40	1087.40		2569.48			118.00		2158.50		
4	Potato White				20.00	178.00		130.00			98.60		225.00		
5	Onion Dry				902.50	70.00		139.60					30.00		
6	Carrot				13111.80	3786.90		324.00					20.00		
7	Cabbage		90.00		6672.00	19799.95		31708.13	1925.00		180.00		1383.20	30.00	
8	Cauli Local				6728.50	2481.50		72251.60	20.00		2094.07	30.00			
9	Cauli Terai		239.60			23441.00				44.30			3975.20		
10	Raddish Red				58.50										
11	Raddish White		60.00		2695.00	12942.25		7217.65					90.00		
12	Brinjal Long		70.00		94.00	4649.30		5536.00					410.00		
13	Brinjal Round					20.00							80.00		
14	Cow pea		260.00		420.30	5118.50		5035.00	5.00				700.00		
15	Green Peas	97.20	160.00		117.50	1448.50		1302.22					810.00		
16	French Bean		40.00		75.00	1565.16		19476.06				15.00	1198.00		
17	Sword Bean		140.00			329.00		65.00					1220.00		
18	Soyabean Green				60.00	160.00		90.00							
19	Bitter Gourd		20.00		10.00	1997.75		19424.10				10.00	3251.40		
20	Bottle Gourd		20.00	20.00	145.00	1490.00		10040.00					760.00	100.00	240.00
21	Pointed Gourd		100.00			1820.00		120.00		40.00			1706.20		
22	Snake Gourd					470.00		1810.00							
23	Smooth Gourd		20.00		20.00	1655.00		9143.00							
24	Sponge Gourd														
25	Pumpkin					961.00		860.00				30.00	1170.00		
26	Squash		500.00		5667.00	4859.65		7872.51				10.00	90.00		
27	Turnip				311.70										
28	Okara		20.00		10.00	3880.00		8104.00		20.00			500.00		
29	Sweet Potato					70.00		245.00							
30	Barela					6.50		160.40					60.00		
31	Arum				415.25	475.00		1230.00		10.00			10.00		

S.N	Commodities	Banke	Bara	Bardiya	Bhaktapur	Chitawan	Dang	Dhading	Dhankuta	Dhanusa	Dolakha	Gorkha	Jhapa	Kailali	Kanchanpur
32	Christophine				20.00	390.00		2042.75					10.00		
33	Brd Leaf Mustard				5180.00	6.00		102.00			30.00				
34	Spinach Leaf				4724.10			30.00							
35	Cress Leaf				2245.55										
36	Mustard Leaf				2102.60										
37	Fenugreek Leaf				1281.75										
38	Onion Green		10.00		1456.80	289.50		3609.00					10.00		
39	Bakula					218.30		75.00							
40	Yam					999.00		506.40				10.00	110.00		
41	Mushroom				8.50			4.00							
42	Asparagus				409.45										
43	Neuro												150.00		
44	Brocauli				998.30	561.59		35.00					17.50		
45	Sugarbeet				294.40	0.70									
46	Drumstick														
47	Bauhanian flower				10.00	42.00		676.00							
48	Red Cabbage				258.70	3.49		20.00							
49	Lettuce				421.75										
50	Knolkhol				69.95										
51	Celery				191.75										
52	Parseley				241.75										
53	Fennel Leaf				1283.10										
54	Mint				185.15										
55	Turnip A				649.75										
56	Tamarine														
57	Bamboo Shoot					30.00							20.00		
58	Tofu				4.15										
59	Apple														
60	Banana					5.00					46.00				
61	Lime					40.00									
62	Pomegranate										4.00				

S.N	Commodities	Banke	Bara	Bardiya	Bhaktapur	Chitawan	Dang	Dhading	Dhankuta	Dhanusa	Dolakha	Gorkha	Jhapa	Kailali	Kanchanpur
63	Mango					380.00		80.00							
64	Grapes										22.00				
65	Orange						150.00	115.00			452.00	30957.35			
66	Water Melon										50.00				
67	Sweet Orange							4.00			5.00	100.00			
68	Mandarin														
69	Pine Apple							10.00			3.00		30.00		
70	Cucumber				2396.70	2054.75		16250.80					1594.40		
71	Jack Fruit					1752.00		580.00					290.00		
72	Lemon					20.00		10.00				40.00			
73	Sweet Lime														
74	Pear							50.00							
75	Papaya					575.00					10.00				
76	Guava					30.00		240.00							
77	Mombin				40.00			115.65							
78	Litchi							70.00							
79	Musk Melon														
80	Sugarcane					42.00		330.00							
81	Kinnow										10.00				
82	Strawberry														
83	Ginger				11.60	749.00		6419.40							
84	Chilli Dry														
85	Chilli Green	50.00	90.00		977.80	724.90		1992.89			30.00		4925.60		
86	Capsicum				30.00	1536.18		372.01					170.00		
87	Garlic Green				2345.06	11.00		67.50							
88	Coriander Green		35.00		2475.35	30.50		68.00							
89	Garlic Dry Chinese														
90	Garlic Dry Nepali				30.00	142.00	12.50	230.00							
91	Clive Dry														
92	Clive Green				45.40										
93	Fish Fresh		4.50		213.00	30.00		150.00		93.50					

S.N	Commodities	Kapilbastu	Kaski	Kathmandu	Kavre	Lalitpur	Lamjung	Makwanpur	Morang	Nawalparasi	Nuwakot	Palpa	Parbat	Parsa	Ramechhap
1	Tomato Big	23.75		6025.00	264.65	2435.60		190.00	86.00	95.00	30.00			626.35	
2	Tomato Small	47.50		2763.00	59936.50	401.25		1625.00	50.00	182.00	982.50			754.25	
3	Potato Red	41.00		42162.30	105295.48	350.00		9180.60	120.00		10135.60			994.36	
4	Potato White	21.00		1721.40	2292.34	64.70		51.20			449.40			222.40	
5	Onion Dry			10.00	28.80									518.48	
6	Carrot			41.50	15.00	46.00		180.00			40.00				
7	Cabbage			4067.00	5988.50	7464.50		28354.00			1118.00			604.70	20.00
8	Cauli Local			8937.90	19852.10	4100.10		53866.70			2114.00				30.00
9	Cauli Terai	18.00							220.00	10.00				4355.60	
10	Raddish Red			397.35		36.60									
11	Raddish White			771.95	1961.95	185.00		16463.15	20.00		6031.55			177.50	
12	Brinjal Long			173.20	615.00	90.00		2360.00	105.00		31.50			1512.80	
13	Brinjal Round													71.60	
14	Cow pea			175.40	3501.50	150.00		710.00	20.00		110.00			5861.80	
15	Green Peas	17.50		324.80	2473.50	3154.00		1914.30	50.00		1537.00			1011.80	
16	French Bean			165.00	1105.00	575.00	20.00	1001.00	15.00		622.50			265.40	12.00
17	Sword Bean							136.00	135.00					334.50	
18	Soyabean Green			1616.50	200.00	90.00		10.00							
19	Bitter Gourd			180.00	1895.50	110.00		645.00	170.00		70.00			1075.00	
20	Bottle Gourd			150.00	2280.00	80.00		620.00	70.00		40.00			311.50	
21	Pointed Gourd							150.00	4170.00					1550.20	
22	Snake Gourd				130.00			90.00			70.00			10.00	
23	Smooth Gourd			40.00	561.00	30.00		590.00	10.00		110.00			540.00	
24	Sponge Gourd														
25	Pumpkin			80.00	1472.00	150.00		433.00		80.00	355.00			450.00	390.00
26	Squash			1369.85	3099.00	774.50		2424.50	20.00	67.00	412.00				230.00
27	Turnip			87.55		1.00									
28	Okara			60.00	600.00	60.00		302.00	340.00		210.00			1371.00	
29	Sweet Potato			60.00	30.00			20.00			100.00			40.00	
30	Barela			54.00	125.00	297.00		435.00						80.00	
31	Arum			10.00	250.00	110.00		280.00		50.00	30.00			10.00	

S.N	Commodities	Kapilbastu	Kaski	Kathmandu	Kavre	Lalitpur	Lamjung	Makwanpur	Morang	Nawalparasi	Nuwakot	Palpa	Parbat	Parsa	Ramechhap
32	Christophine			579.95	10.00	74.50								10.00	
33	Brd Leaf Mustard			106.55		0.50									
34	Spinach Leaf			6.95											
35	Cress Leaf			443.60		23.00									
36	Mustard Leaf					3.00					30.00				
37	Fenugreek Leaf			20.25	349.10	455.00		25.00	20.00		360.00			129.00	
38	Onion Green			32.50	535.00	95.00		32.50			90.00				
39	Bakula			10.00	45.00			40.00	20.00	130.00	40.00	70.00		20.00	
40	Yam			1666.95		635.20		30.00			340.55	2.50			
41	Mushroom			140.95		0.10									
42	Asparagus			5.00					100.00					40.00	
43	Neuro			311.85	10.00	21.00									
44	Brocauli			28.85											
45	Sugarbeet													35.00	
46	Drumstick			5.90	0.50										
47	Bauhanian flower			13.80		0.50									
48	Red Cabbage			43.90		0.50									
49	Lettuce			30.70											
50	Knolkhol			8.90		0.05									
51	Celery			0.25											
52	Parseley			8.45											
53	Fennel Leaf			0.55											
54	Mint			69.15		1.25									
55	Turnip A								385.00						
56	Tamarine							10.00							
57	Bamboo Shoot			438.70		281.00									
58	Tofu														
59	Apple					10.00									
60	Banana			50.00										3.00	
61	Lime		50.00		55.00				20.00					20.00	
62	Pomegranate				40.00			10.00	60.00					20.00	

S.N	Commodities	Kapilbastu	Kaski	Kathmandu	Kavre	Lalitpur	Lamjung	Makwanpur	Morang	Nawalparasi	Nuwakot	Palpa	Parbat	Parsa	Ramechhap
63	Mango		5154.10	460.00	38889.83	130.00	16885.08						40.00	100.00	180.00
64	Grapes				70.00										
65	Orange				20.00										
66	Water Melon														
67	Sweet Orange								40.00					30.00	
68	Mandarin			8470.00	7300.00	4710.00		2182.00	80.00	626.00	4270.00			312.00	
69	Pine Apple				470.00	20.00		430.00	460.00	170.00	140.00			285.00	
70	Cucumber														
71	Jack Fruit														
72	Lemon			78.00											
73	Sweet Lime														
74	Pear														
75	Papaya			301.70	10.00						100.00			36.00	
76	Guava										10.00				
77	Mombin														
78	Litchi														
79	Musk Melon														
80	Sugarcane										0.06				
81	Kinnow			50.00	387.60	1464.80		4109.43			8512.20	40.00		50.00	70.00
82	Strawberry													20.00	
83	Ginger			52.45	1360.00	98.80		560.00	1410.00	20.00	1395.00			1607.90	
84	Chilli Dry				480.00			362.50	40.00		50.00			80.00	
85	Chilli Green			49.16	70.00	66.40		20.00						23.00	
86	Capsicum			46.05		43.40		85.00			20.00			82.50	
87	Garlic Green				30.00										
88	Coriander Green			77.00	1103.00	337.00		210.00	640.00		96.66			110.00	
89	Garlic Dry Chinese				10.00										
90	Garlic Dry Nepali			0.50	22.00	10.00									
91	Clive Dry													2080.74	
92	Clive Green				140.00	20.00		80.00			60.00			50.00	
93	Fish Fresh	168.75	5204.10	86989.26	265589.85	29276.25	16905.08	133477.88	8876.00	1430.00	40113.52	112.50	40.00	27896.38	932.00

S.N	Commodities	Rautahat	Rupandehi	Saptari	Sarlahi	Sindhuli	ndhupalchho	Siraha	Sunsari	Syangja	Tanahun	India	Tibet	Other	Total
1	Tomato Big	111.25	47.50	28.00	1493.59				149.80			15657.91		852.50	35812.55
2	Tomato Small	8803.50		15.00	63485.30	92.50	17.50	23.25	563.00		50.00	1680.00		1938.00	199824.99
3	Potato Red	149.50			295.00	240.20	147.70					100979.94		32402.00	309068.96
4	Potato White	170.00			120.00							52237.20		880.00	58881.24
5	Onion Dry				267.44				50.00			186331.16	130.00	20.00	188497.98
6	Carrot											290.00		20.00	17875.20
7	Cabbage	30.00			408.00				420.00		242.00	1107.50		680.00	112292.48
8	Cauli Local					268.00					26.00			6270.00	179070.47
9	Cauli Terai	530.00	60.00		2382.20	40.00		120.00	968.20			2375.80		20.00	38799.90
10	Raddish Red														492.45
11	Raddish White	20.00			10.00							325.00		247.50	49218.50
12	Brinjal Long	100.00			2508.90				80.00		560.00	1031.20		190.00	20116.90
13	Brinjal Round				290.00										461.60
14	Cow pea	160.00		40.00	7832.10				145.00			1260.50		80.00	31585.10
15	Green Peas	50.00			850.90	92.50			150.00			10258.00		240.00	26059.72
16	French Bean	20.00			1086.70	86.50			503.50			462.40		320.00	28629.22
17	Sword Bean	101.00			2333.50				1260.50			2179.00			8233.50
18	Soyabean Green													20.00	2246.50
19	Bitter Gourd	40.00			650.00	20.00			252.00		50.00	4349.00		110.00	34329.75
20	Bottle Gourd	50.00			350.00				150.00		22.00	2025.00		610.00	19573.50
21	Pointed Gourd	280.00			5231.00				920.80			7751.00		160.00	23999.20
22	Snake Gourd											60.00		10.00	2650.00
23	Smooth Gourd	110.00			440.00						10.00	65.00		20.00	13364.00
24	Sponge Gourd				40.00										40.00
25	Pumpkin				160.00		30.00		90.00			2140.00		2370.00	11221.00
26	Squash				187.50	43.00	20.00		80.00			80.00		250.00	28056.51
27	Turnip													0.25	400.50
28	Okara	352.00			569.75				60.00		20.00	3255.00		20.00	19753.75
29	Sweet Potato				40.00						20.00				625.00
30	Barela	10.00			20.00							120.00			1367.90
31	Arum	50.00			50.00						17.00	290.00		181.00	3468.25
												40.00			7932.75

S.N	Commodities	Rautahat	Rupandehi	Saptari	Sariahi	Sindhuli	ndhupalchho	Siraha	Sunsari	Syangja	Tanahun	India	Tibet	Other	Total
32	Christophine					5.00						20.00		20.00	6037.45
33	Brd Leaf Mustard											18.00			4879.15
34	Spinach Leaf														2252.50
35	Cress Leaf														2569.20
36	Mustard Leaf														1314.75
37	Fenugreek Leaf				457.00				20.00			2067.00		115.00	9392.65
38	Onion Green					532.00			82.50					10.00	1702.80
39	Bakula			40.00	13573.20	50.00			40.00		20.00	40.00			15763.60
40	Yam														2687.70
41	Mushroom														550.50
42	Asparagus								500.00		180.00	35.00		400.00	1410.00
43	Neuro														1955.24
44	Brocauli														323.95
45	Sugarbeet											30.00			65.00
46	Drumstick														734.40
47	Bauhania flower														296.49
48	Red Cabbage														466.15
49	Lettuce														100.65
50	Knolkhol														200.70
51	Celery														242.00
52	Parseley														1291.55
53	Fennel Leaf													0.20	185.90
54	Mint														720.15
55	Turnip A											245.00			630.00
56	Tamarine				418.00							25.00		20.00	523.00
57	Bamboo Shoot													1.00	724.85
58	Tofu											74.00	13329.26		13403.26
59	Apple											4825.74	40.70	0.50	4927.94
60	Banana				50.00							19863.00	10.00	20.00	20036.00
61	Lime										30.00	1048.22	0.25		1227.47
62	Pomegranate											18197.85		926.00	19713.85
												2003.99			2025.99

S.N	Commodities	Rautahat	Rupandehi	Saptari	Sariahi	Sindhuli	ndhupalchho	Siraha	Sunsari	Syangja	Tanahun	India	Tibet	Other	Total
63	Mango									3076.00	19131.00	6030.15		2838.50	124589.01
64	Grapes										50.00	55742.65	20.00		55932.65
65	Orange											2724.11	15.00	2479.00	5347.11
66	Water Melon					13.00						166.00		554.55	733.55
67	Sweet Orange				10.00							1568.20			1691.20
68	Mandarin	78.00			460.00	12.00			40.00		50.00	2122.05		310.00	53318.70
69	Pine Apple	30.00			130.00							3527.60		1235.00	9519.60
70	Cucumber													140.00	210.00
71	Jack Fruit													910.00	910.00
72	Lemon											40.20	514.57	791.00	1473.77
73	Sweet Lime											5037.02	1.00	42.65	5665.67
74	Pear											89.00		381.55	740.55
75	Papaya											28.00		2.80	634.15
76	Guava											375.00		64.30	519.30
77	Mombin											37.00			37.00
78	Litchi										0.50	246.75			619.25
79	Musk Melon											180.46		50.00	240.46
80	Sugarcane											1.00			1.06
81	Kinnow				75.00							20.00	30.00	3015.00	25004.03
82	Strawberry											502.00			522.00
83	Ginger	280.00			543.30				1928.40			18621.20		34.00	36702.24
84	Chilli Dry				20.00							2606.25		10.00	5756.94
85	Chilli Green											12.00		20.00	2684.12
86	Capsicum								10.00					5.00	2900.80
87	Garlic Green												17300.66		17330.66
88	Coriander Green				37.50		10.00					50.00	110.00	1140.00	4335.66
89	Garlic Dry Chinese														10.00
90	Garlic Dry Nepali											35.00			112.90
91	Clive Dry											21637.00		8.00	24216.74
92	Clive Green	250.00			1509.50				50.00			5275.91		4154.50	13282.91
93	Fish Fresh	11775.25	107.50	123.00	108385.38	1494.70	225.20	143.25	8513.70	3076.00	20478.50	571517.96	31501.44	67609.80	1987346.24

Table No. 8.2

## Total Volume of Arrival of Some Vegetables, Fruits and Spices in Kalimati Wholesale Market by Month

2068

S.N	Commodities	Volume in Qty.											Total	
		Baishak	Jestha	Ashad	Shrawan	Bhadra	Aswin	Kartik	Marga	Poush	Magh	Falgun	Chaitra	
1	Tomato Big	2600.00	650.00	2120.00	4780.00	4140.00	3965.00	2320.00	1994.64	4383.75	3723.91	2071.75	3063.50	35812.55
2	Tomato Small	26040.00	22770.00	14110.00	15620.00	14330.00	6690.00	9810.00	13905.99	10817.75	20582.75	21958.25	23190.25	199824.99
3	Potato Red	23010.00	21390.00	26943.00	22020.00	23960.00	23450.00	23108.00	27483.04	27868.82	34653.20	28087.78	27095.12	309068.96
4	Potato White	110.00	190.00	0.00	1620.00	8700.00	10380.00	11920.00	4562.70	5008.40	5986.40	8373.06	2030.68	58881.24
5	Onion Dry	16080.00	15320.00	14940.00	14360.00	13712.50	16050.00	14900.00	15287.40	17398.02	14811.16	18419.86	17219.04	188497.98
6	Carrot	1877.00	2285.00	1178.00	874.00	621.00	285.30	330.50	987.50	1104.50	2678.35	2585.55	3068.50	17875.20
7	Cabbage	9042.50	4516.50	8005.50	14710.25	12820.00	11620.00	8123.50	8627.60	7573.10	7315.38	9475.90	10462.25	112292.48
8	Cauli Local	12688.25	9415.60	12605.00	13680.00	15490.00	15980.00	19795.60	21083.55	10170.67	11544.40	18314.30	17950.80	178718.17
9	Cauli Terai	1280.00	1090.00	650.00	390.00	60.00	0.00	230.00	3997.20	10570.10	11050.70	8755.30	1078.90	39152.20
10	Raddish Red	44.65	1.80	0.00	0.00	0.00	0.00	2.50	48.75	61.30	160.35	92.50	80.60	492.45
11	Raddish White	3588.75	3573.60	3560.75	2930.50	3992.50	4951.50	6018.15	3600.30	2336.40	3978.90	5241.25	5445.90	49218.50
12	Brinjal Long	3340.00	2195.00	1820.00	1320.00	1740.00	630.00	1430.00	1880.90	1047.60	973.00	935.00	2805.40	20116.90
13	Brinjal Round	0.00	0.00	0.00	0.00	0.00	0.00	0.00	0.00	215.20	216.40	30.00	0.00	461.60
14	Cow pea	5971.00	6171.55	3045.25	3907.90	3879.80	2161.70	1335.00	2463.40	1175.50	492.50	10.00	971.50	31585.10
15	Green Peas	3330.00	550.00	170.00	30.00	0.00	0.00	930.00	1754.30	3948.50	6516.40	4739.22	4091.30	26059.72
16	French Bean	2910.00	2070.00	1525.00	1630.00	4920.00	4940.00	2610.00	1722.25	2591.10	813.90	671.57	2225.40	28629.22
17	Sword Bean	40.00	0.00	0.00	0.00	0.00	0.00	0.00	309.00	1599.50	3379.50	2302.00	603.50	8233.50
18	Soyabean Green	0.00	0.00	1060.00	920.00	160.00	100.00	0.00	3.50	0.00	3.00	0.00	0.00	2246.50
19	Bitter Gourd	4455.00	4950.00	3560.00	5340.00	4440.00	3540.00	1440.00	1323.40	1350.00	938.00	769.50	2223.85	34329.75
20	Bottle Gourd	2500.00	2910.00	2765.00	4792.00	2100.00	800.00	520.00	496.50	135.00	172.50	802.50	1580.00	19573.50
21	Pointed Gourd	4780.00	5250.00	3340.00	2620.00	2051.00	1810.00	630.00	769.10	28.10	0.00	480.00	2241.00	23999.20
22	Snake Gourd	10.00	180.00	540.00	790.00	710.00	340.00	80.00	0.00	0.00	0.00	0.00	0.00	2650.00
23	Smooth Gourd	1180.00	2400.00	1221.00	4683.00	2350.00	1240.00	210.00	0.00	0.00	0.00	0.00	80.00	13364.00
24	Sponge Gourd	0.00	0.00	0.00	10.00	10.00	0.00	0.00	20.00	0.00	0.00	0.00	0.00	40.00
25	Pumpkin	440.00	1640.00	2060.00	1480.00	100.00	210.00	0.00	1596.00	305.00	620.00	1695.00	1075.00	11221.00
26	Squash	4420.75	2337.35	2419.25	1510.00	3300.00	1890.00	1100.00	1241.80	1442.50	888.35	2564.01	4942.50	28056.51
27	Turnip	39.30	12.45	0.00	0.00	0.00	0.00	33.20	34.80	40.35	51.90	68.55	119.95	400.50
28	Okara	3650.00	2860.00	2680.00	2430.00	3330.00	2430.00	460.00	231.25	82.75	30.00	374.75	1195.00	19753.75
29	Sweet Potato	0.00	0.00	0.00	0.00	0.00	0.00	510.00	20.00	95.00	0.00	0.00	0.00	625.00
30	Barela	130.00	0.00	0.00	0.00	0.00	5.00	620.00	366.40	120.00	50.00	36.50	40.00	1367.90
31	Arum	0.00	0.00	90.00	210.00	325.00	196.00	1150.00	253.50	391.75	429.50	342.50	80.00	3468.25

S.N	Commodities	Baishak	Jestha	Ashad	Shrawan	Bhadra	Aswin	Kartik	Marga	Poush	Magh	Falgun	Chaitra	Total
32	Christophine	70.00	180.00	1020.00	1330.00	2740.00	1980.00	380.00	199.75	0.00	0.00	23.00	10.00	7932.75
33	Brd Leaf Mustard	231.75	331.00	437.00	342.50	387.00	332.75	483.00	627.00	628.50	766.20	811.00	659.75	6037.45
34	Spinach Leaf	382.00	300.00	330.00	243.20	265.30	275.00	347.80	499.50	456.25	626.00	648.60	505.50	4879.15
35	Cress Leaf	208.50	156.75	41.25	10.60	27.95	47.00	137.00	248.50	283.00	343.45	426.00	322.50	2252.50
36	Mustard Leaf	219.50	240.25	314.00	230.00	274.00	237.10	204.00	245.00	175.50	137.00	118.85	174.00	2569.20
37	Fenugreek Leaf	137.75	140.20	8.50	0.00	0.00	15.05	92.75	155.00	137.00	183.50	223.00	222.00	1314.75
38	Onion Green	2150.50	1413.00	180.00	89.50	88.20	75.55	531.95	165.55	718.05	653.10	1214.50	2112.75	9392.65
39	Bakula	580.00	20.00	0.00	0.00	0.00	0.00	20.00	384.50	255.00	188.30	85.00	170.00	1702.80
40	Yam	180.00	30.00	0.00	0.00	10.00	20.00	580.00	2104.00	11108.60	1209.00	402.00	120.00	15763.60
41	Mushroom	381.50	145.75	171.55	215.55	129.20	141.00	181.80	158.50	182.20	264.85	309.30	406.50	2687.70
42	Asparagus	34.00	148.30	163.20	72.05	21.35	4.65	0.95	0.35	0.00	0.00	0.00	105.65	550.50
43	Neuro	150.00	190.00	180.00	520.00	260.00	80.00	20.00	0.00	0.00	0.00	5.00	5.00	1410.00
44	Brocauli	234.05	149.50	27.25	3.50	0.20	1.00	47.50	133.20	139.00	227.84	390.95	601.25	1955.24
45	Sugarbeet	19.35	27.80	42.45	44.50	36.85	19.90	29.00	38.75	19.45	16.55	12.00	17.35	323.95
46	Drumstick	10.00	0.00	0.00	0.00	0.00	0.00	0.00	0.00	0.00	0.00	0.00	55.00	65.00
47	Bauhanian flower	75.90	0.00	0.00	0.00	0.00	0.00	0.00	0.00	0.00	0.00	20.00	638.50	734.40
48	Red Cabbage	12.40	21.90	35.00	50.10	37.25	36.60	24.75	26.35	16.10	5.69	7.90	22.45	296.49
49	Lettuce	31.30	32.45	23.95	38.95	39.50	19.90	9.45	30.90	43.45	55.95	60.65	79.70	466.15
50	Knolkhol	12.30	15.20	0.40	0.00	0.00	0.00	0.00	1.85	7.60	11.00	15.50	36.80	100.65
51	Celery	16.45	13.45	20.30	20.85	14.25	6.75	8.45	17.10	16.80	19.55	19.85	26.90	200.70
52	Parseley	3.15	1.95	3.95	4.32	1.88	0.95	2.20	4.55	3.85	4.45	203.55	7.20	242.00
53	Fennel Leaf	142.00	114.50	8.00	0.80	0.00	10.25	90.40	143.70	145.55	169.00	217.15	250.20	1291.55
54	Mint	1.90	3.80	5.70	4.50	3.05	1.95	2.25	3.65	1.85	1.40	152.15	3.70	185.90
55	Turnip A	53.50	60.80	22.50	0.75	34.70	53.25	68.80	88.10	97.25	134.50	106.00	0.00	720.15
56	Tamarine	100.00	20.00	15.00	20.00	0.00	0.00	0.00	175.00	0.00	60.00	90.00	150.00	630.00
57	Bamboo Shoot	0.00	25.00	0.00	170.00	260.00	10.00	20.00	32.00	6.00	0.00	0.00	0.00	523.00
58	Tofu	38.95	41.00	53.65	65.95	76.40	55.60	63.35	63.40	49.55	68.40	58.30	90.30	724.85
59	Apple	1632.00	808.10	476.00	645.00	1079.00	789.60	806.10	387.30	198.00	1336.50	2524.51	2721.15	13403.26
60	Banana	361.50	361.80	390.00	624.00	944.00	587.00	541.90	177.65	97.20	137.05	258.32	447.52	4927.94
61	Lime	1540.00	1700.00	2280.00	2350.00	2850.00	2120.00	1280.00	977.25	1359.85	891.50	1171.90	1515.50	20036.00
62	Pomegranate	152.10	33.35	78.30	45.00	71.15	41.80	178.15	68.90	163.60	121.95	104.37	168.80	1227.47

S.N	Commodities	Baishak	Jestha	Ashad	Shrawan	Bhadra	Aswin	Kartik	Marga	Poush	Magh	Falgun	Chaitra	Total
63	Mango	140.60	3627.50	10647.00	5280.40	16.00	0.00	0.00	0.60	1.50	0.25	0.00	0.00	19713.85
64	Grapes	278.60	11.00	0.00	0.08	0.00	0.00	0.00	0.72	4.01	181.10	447.88	1102.60	2025.99
65	Orange	505.50	0.00	0.00	0.00	0.00	158.50	11509.30	34871.08	32831.60	32114.05	9291.48	3307.50	124589.01
66	Water Melon	29745.00	20959.00	1115.00	86.50	178.10	116.50	231.00	160.00	146.20	126.25	318.80	2750.30	55932.65
67	Sweet Orange	247.80	94.30	200.00	157.80	422.30	618.40	2602.00	166.30	77.80	223.10	154.61	383.20	5347.61
68	Mandarin	0.00	0.00	0.00	0.00	0.00	30.00	514.00	6.00	4.00	60.05	81.00	38.50	733.55
69	Pine Apple	69.60	104.90	82.00	65.60	346.00	157.00	99.15	327.00	104.05	102.30	118.95	114.65	1691.20
70	Cucumber	6050.00	8040.00	6964.00	7392.70	9030.00	7330.00	2690.00	1220.40	480.50	392.05	1072.00	2657.05	53318.70
71	Jack Fruit	3430.00	2400.00	1440.00	1220.00	115.00	0.00	0.00	0.00	2.00	20.00	90.00	802.60	9519.60
72	Lemon	0.00	0.00	0.00	0.00	0.00	0.00	150.00	40.00	0.00	0.00	20.00	0.00	210.00
73	Sweet Lime	0.00	0.00	0.00	0.00	0.00	0.00	910.00	0.00	0.00	0.00	0.00	0.00	910.00
74	Pear	11.70	10.50	2.50	238.00	590.50	156.80	42.80	37.30	31.60	60.70	106.32	185.05	1473.77
75	Papaya	1131.50	241.00	190.50	481.50	690.30	556.50	336.50	334.70	93.10	227.10	371.67	1011.30	5665.67
76	Guava	0.00	0.00	0.00	0.00	308.05	354.50	70.00	8.00	0.00	0.00	0.00	0.00	740.55
77	Mombin	0.00	0.00	0.00	0.00	0.00	30.00	160.00	83.75	98.80	12.85	220.60	28.15	634.15
78	Litchi	0.00	409.70	108.60	0.00	0.00	0.00	1.00	0.00	0.00	0.00	0.00	0.00	519.30
79	Musk Melon	0.00	0.00	0.00	0.00	0.00	0.00	16.00	0.00	0.00	20.00	0.00	1.00	37.00
80	Sugarcane	20.50	12.00	27.00	19.00	16.00	20.50	2.00	29.00	0.50	324.25	148.50	0.00	619.25
81	Kinnow	0.00	0.00	0.00	0.00	50.00	0.00	0.00	0.00	0.00	27.35	102.51	60.60	240.46
82	Strawberry	0.00	0.00	0.00	0.00	0.00	0.00	0.00	0.00	0.00	1.06	0.00	0.00	1.06
83	Ginger	1125.00	1080.00	1685.00	1315.00	2496.60	2725.00	2400.00	2431.60	1570.90	1782.80	2943.13	3449.00	25004.03
84	Chilli Dry	150.00	40.00	80.00	0.00	0.00	60.00	60.00	0.00	20.00	40.00	72.00	0.00	522.00
85	Chilli Green	6570.00	5720.00	2440.40	1639.45	609.00	931.40	1470.00	3594.30	3067.20	3081.32	3416.47	4162.70	36702.24
86	Capsicum	550.00	370.00	360.00	190.00	20.00	230.00	530.00	957.25	555.00	736.18	666.01	592.50	5756.94
87	Garlic Green	153.00	131.75	149.50	135.80	98.50	28.70	112.20	201.75	315.95	435.31	539.15	382.51	2684.12
88	Coriander Green	211.00	186.25	327.00	129.00	200.80	47.60	119.00	224.50	297.95	381.55	389.15	387.00	2900.80
89	Garlic Dry Chinese	2140.00	1155.00	3290.00	2765.00	1920.00	1855.00	780.00	740.00	382.00	527.00	1026.66	750.00	17330.66
90	Garlic Dry Nepali	295.00	365.00	360.00	475.00	880.00	400.00	180.00	60.50	27.50	87.00	555.66	650.00	4335.66
91	Clive Dry	0.00	0.00	0.00	0.00	0.00	0.00	0.00	0.00	0.00	10.00	0.00	0.00	10.00
92	Clive Green	2.65	0.25	3.40	40.95	4.60	2.90	8.65	35.00	0.00	0.00	2.50	12.00	112.90
93	Fish Fresh	3008.00	2008.00	1975.50	1371.00	1384.00	1758.50	1500.00	2221.24	2022.50	2442.00	2134.00	2392.00	24216.74
94	Other	1021.00	800.00	1264.50	1464.00	1842.00	1904.00	2880.00	0.00	73.50	90.25	965.61	978.05	13282.91
	<b>Total</b>	199576.00	169220.85	149447.60	154266.05	158110.78	140098.95	145141.60	170973.06	170378.02	183199.05	174130.61	172804.17	1987346.74
	<b>Percent</b>	10.04	8.51	7.52	7.76	7.96	7.05	7.30	8.60	8.57	9.22	8.76	8.70	100.00

**Table No. 9.1**  
**Monthly Average Prices of Some Vegetables, Fruits and Spices in Kalimati Wholesale Market**  
**2068**

Price/Kg/Nos./Dozen															
S.N	Commodities	Unit	Baishak	Jestha	Ashad	Shrawan	Bhadra	Aswin	Kartik	Marga	Poush	Magh	Falgun	Chaitra	Average
1	Tomato Big	Kg	19.27	19.73	37.30	30.14	27.80	44.63	48.96	28.39	23.49	21.24	21.53	33.38	29.65
2	Tomato Small	Kg	15.69	10.98	35.89	24.76	26.51	49.61	52.49	29.16	27.07	18.90	20.14	32.03	28.60
3	Potato Red	Kg	15.83	14.23	19.62	20.35	23.84	23.03	24.96	20.74	19.82	18.41	15.76	17.81	19.53
4	Potato White	Kg	11.07	10.53	15.27	15.54	18.25	19.21	19.73	15.39	13.94	12.57	12.51	16.03	15.00
5	Onion Dry	Kg	17.68	17.34	22.30	25.12	33.17	33.13	27.74	23.17	20.27	17.93	17.98	17.34	22.76
6	Carrot	Kg	22.25	25.38	39.90	52.43	65.74	69.26	62.88	41.24	27.43	28.89	23.95	20.81	40.01
7	Cabbage	Kg	8.00	9.50	18.03	14.88	16.43	19.34	19.92	18.06	16.94	15.21	14.77	12.13	15.27
8	Cauli Local	Kg	24.43	24.58	30.52	39.70	47.31	49.87	37.90	27.32	29.75	32.97	20.44	13.62	31.53
9	Cauli Terai	Kg								19.05	20.67	22.07	15.43		19.30
10	Raddish Red	Kg	27.83	16.50				15.00	25.70	22.24	23.67	27.47	21.83	29.97	23.36
11	Raddish White	Kg	19.17	15.70	11.44	19.54	23.10	13.54	10.50	11.02	11.05	10.09	9.57	9.78	13.71
12	Brinjal Long	Kg	15.65	14.33	21.53	24.77	20.64	21.80	23.78	24.39	28.65	33.52	44.16	27.49	25.06
13	Brinjal Round	Kg	26.50	20.42	19.67	29.85	27.14	28.09	31.45	31.27	33.61	37.13	40.50	30.00	29.64
14	Cow pea	Kg	36.28	20.44	32.12	38.22	40.45	47.03	54.35	42.77	36.85			80.48	42.90
15	Green Peas	Kg	30.26	40.20	60.39			105.83	72.84	50.78	27.45	25.83	33.06	30.58	47.72
16	French Bean	Kg	22.82	19.71	27.61	38.48	43.56	35.92	30.73	40.41	38.15	48.12	56.50	34.10	36.34
17	Sword Bean	Kg	39.00	80.63	83.12	91.18	84.53	62.83	76.31	55.20	39.79	35.23	38.91	27.78	59.54
18	Soyabean Green	Kg		60.22	38.32	41.77	37.88	40.34	32.17						41.78
19	Bitter Gourd	Kg	32.85	15.74	22.18	19.20	23.77	33.13	40.78	34.85	45.62	70.76	97.17	65.01	41.75
20	Bottle Gourd	Kg	16.86	14.59	22.34	20.87	23.90	27.58	26.00	34.79	26.95	33.79	35.60	26.41	25.81
21	Pointed Gourd	Kg	30.75	23.09	36.51	35.67	50.00	47.60	51.78	34.65	63.34	134.45	118.93	50.11	56.41
22	Snake Gourd	Kg	41.89	29.38	23.06	20.34	22.70	22.19	24.47				53.50		29.69
23	Smooth Gourd	Kg	43.83	21.14	27.88	20.79	21.61	25.65	32.24	56.00	72.50		77.00	47.63	40.57
24	Sponge Gourd	Kg	36.42	26.48	34.89	20.40	24.10	35.64							29.65
25	Pumpkin	Kg	20.54	19.03	17.75	19.05	24.82	24.21	18.85	16.36	15.95	15.06	19.01	20.28	19.24
26	Squash	Kg	10.85	12.61	22.10	29.54	24.20	21.37	28.52	17.17	15.63	24.77	24.24	12.68	20.31
27	Turnip	Kg	29.00	27.94					38.09	31.96	27.16	27.25	27.22	29.41	29.75
28	Okara	Kg	32.39	20.97	26.73	17.36	31.85	44.46	55.30	55.60	59.70	85.63	69.06	63.98	46.92
29	Sweet Potato	Kg							25.42	28.02	34.43	39.37	42.13	47.17	36.09
30	Barela	Kg	33.12					58.20	34.43	35.60	26.63	27.74	37.13	38.49	36.42

Contd .....

S.N	Commodities	Unit	Baishak	Jestha	Ashad	Shrawan	Bhadra	Aswin	Kartik	Marga	Poush	Magh	Falgun	Chaitra	Average
31	Arum	Kg	35.99		43.21	29.06	26.52	24.19	27.52	28.15	29.96	29.83	27.21	28.27	29.99
32	Christophine	Kg	18.73	30.55	33.16	32.33	15.98	9.18	9.45	10.08	15.54	33.50	28.59	23.00	21.67
33	Brd Leaf Mustard	Kg	37.90	36.97	45.25	45.52	38.82	42.28	40.05	23.02	20.35	26.30	18.22	23.13	33.15
34	Spinach Leaf	Kg	41.59	41.56	50.33	49.60	41.92	52.19	58.47	32.13	30.42	33.09	24.33	34.27	40.83
35	Cress Leaf	Kg	42.75	44.50	57.20	57.22	54.41	51.67	56.77	42.22	37.78	36.19	28.33	43.67	46.06
36	Mustard Leaf	Kg	37.53	35.31	41.47	43.09	38.48	38.05	49.33	33.19	32.92	34.52	32.37	37.64	37.83
37	Fenugreek Leaf	Kg	40.22	41.99	45.00			54.23	53.07	41.73	38.54	36.75	30.33	35.80	41.77
38	Onion Green	Kg	21.10	32.96	53.62	58.15	55.93	56.01	59.27	55.13	55.35	57.62	52.92	48.93	50.58
39	Bakula	Kg	21.27	20.60	52.78				81.83	52.41	41.04	41.57	34.17	22.68	40.93
40	Yam	Kg	18.48	21.00				32.00	26.66	20.13	22.36	24.27	23.85	28.25	24.11
41	Mushroom	Kg	222.57	350.50	274.33	292.87	469.78	378.58	260.90	281.53	276.53	351.31	303.95	196.87	304.98
42	Asparagus	Kg	181.21	103.34	117.95	156.02	199.05	189.94	197.50		148.75			247.32	171.23
43	Neuro	Kg	42.73	39.58	52.31	63.23	58.44	57.91	51.94					55.83	52.75
44	Brocauli	Kg	44.20	54.97	128.01	118.27	57.50	130.42	90.00	57.07	41.41	46.74	43.08	34.49	70.51
45	Sugarbeet	Kg	40.36	40.66	51.93	57.71	68.25	80.66	108.10	72.80	76.88	60.79	54.62	45.13	63.16
46	Drumstick	Kg	29.06	25.97			75.00				115.00		134.00	98.07	79.52
47	Bauhanian flower	Kg	56.51		162.50									49.12	89.37
48	Red Cabbage	Kg	32.20	31.01	44.23	51.09	66.48	72.94	99.43	74.79	81.17	68.80	55.83	43.93	60.16
49	Lettuce	Kg	37.04	53.58	80.18	75.77	34.60	35.71	165.23	65.30	37.50	42.06	31.52	26.64	57.09
50	Knolkhol	Kg	43.85	42.39	52.92					39.79	39.87	42.17	38.92	37.93	42.23
51	Celery	Kg	59.68	64.92	63.07	67.18	70.04	70.77	79.90	67.20	66.59	74.36	67.08	57.47	67.36
52	Parseley	Kg	132.26	192.11	160.33	156.51	182.84	175.00	277.93	152.74	129.17	162.34	161.17	118.03	166.70
53	Fennel Leaf	Kg	40.07	41.08	47.83			53.97	56.25	42.13	38.66	37.62	31.40	35.00	42.40
54	Mint	Kg	81.41	70.47	74.40	80.33	82.92	81.76	292.50	155.00	132.50	116.25	143.98	100.42	117.66
55	Turnip A	Kg	28.15	28.19	28.20	35.83	38.89	35.40	40.14	31.71	25.72	30.48	27.20		31.81
56	Tamarine	Kg	68.32	70.56	77.07	81.45	91.52	98.75	100.40	100.40	106.15	107.14	106.23	96.23	92.02
57	Bamboo Shoot	Kg	70.36	63.35	58.35	54.79	50.80	51.46	56.03	53.85	55.09	57.97	59.74	89.63	60.12
58	Tofu	Kg	57.68	57.92	58.06	58.22	58.19	59.17	64.27	67.75	68.05	67.92	67.28	66.80	62.61
59	Apple	Kg	99.35	106.30	105.43	139.29	139.24	104.91	108.50	107.71	105.73	104.37	107.00	117.30	112.09
60	Banana	Doz	60.65	63.10	52.90	47.28	46.96	42.37	43.50	40.20	37.53	40.71	41.63	52.70	47.46
61	Lime	100 Pcs	440.00	339.07	264.80	208.61	265.00	273.03	276.96	197.20	176.56	253.69	340.50	421.20	288.05

Contd .....

S.N	Commodities	Unit	Baishak	Jestha	Ashad	Shrawan	Bhadra	Aswin	Kartik	Marga	Poush	Magh	Falgun	Chaitra	Average
62	Pomegranate	Kg	423.80	296.67	185.40	195.19	196.63	217.72	276.60	265.20	267.60	301.07	297.13	256.25	264.94
63	Mango	Kg	101.14	63.10	57.03	77.07	116.43								82.95
64	Grapes	Kg	163.98	259.04							274.17	133.42	97.38	93.90	170.31
65	Orange	Kg	115.53					70.00	48.85	41.34	47.45	54.21	60.19	75.04	64.08
66	Water Melon	Kg	14.85	13.92	22.26	45.19	42.50	43.29	44.10	43.80	45.52	40.12	43.13	25.42	35.34
67	Sweet Orange	Kg	95.98	108.73	93.10	88.40	77.07	63.89	68.60	68.30	67.19	66.50	67.37	65.31	77.54
68	Mandarin	Kg				85.00			24.70						54.85
69	Pine Apple	1 Pc	88.04	82.22	72.20	70.28	67.75	63.95	68.48	63.23	62.50	62.74	68.25	68.70	69.86
70	Cucumber	Kg	15.39	18.14	25.58	22.65	27.13	29.49	39.89	22.58	18.42	27.35	29.03	33.88	25.80
71	Jack Fruit	Kg	28.65	17.80	19.00	14.06	10.86			65.00	61.94	69.67	56.48	44.15	38.76
72	Lemon	Kg						23.13	25.32	22.83	22.11	35.00			25.68
73	Sweet Lime	Kg							18.50						18.50
74	Pear	Kg	117.02	115.36	103.57	17.86	20.08	60.26	108.85	120.02	104.69	99.76	115.39	111.25	91.18
75	Kinnow	Kg										74.64	65.89	63.07	67.87
76	Papaya	Kg	31.91	29.02	45.80	45.80	45.29	39.08	33.69	22.06	20.98	40.48	43.63	24.10	35.15
77	Guava	Kg					26.00	20.33	30.05						25.46
78	Mombin	Kg				14.72	18.11	17.84	17.55	18.53	20.09	22.59	52.40	125.78	34.18
79	Litchi	Kg			44.38										44.38
80	Musk Melon	Kg							46.88						46.88
81	Sugarcane	1 Pc	42.72	60.94	61.74	67.31	66.63	53.33	37.40	40.17	46.30	39.76	39.50	43.70	49.96
82	Ginger	Kg	49.37	52.64	49.92	45.84	49.75	45.07	29.85	27.15	25.05	23.93	24.01	21.99	37.05
83	Chilli Dry	Kg	185.63	185.05	191.46	192.64	193.91	194.47	181.39	189.70	174.14	165.88	157.68	148.18	180.01
84	Chilli Green	Kg	23.95	26.75	29.54	40.78	60.77	56.28	39.98	29.31	35.36	39.11	44.39	40.38	38.88
85	Capsicum	Kg	65.24	43.76	66.51	54.32	62.81	88.33	71.94	40.35	35.20	45.95	59.16	64.67	58.19
86	Garlic Green	Kg	49.64	47.57	53.73	59.38	60.03	110.97	140.97	120.47	59.34	60.48	51.83	45.47	71.66
87	Coriander Green	Kg	80.20	110.49	136.67	166.35	137.88	96.64	136.60	125.28	88.15	94.76	56.58	45.20	106.23
88	Garlic Dry Chinese	Kg	151.08	135.64	81.14	60.96	70.67	74.60	77.36	70.57	68.09	74.90	69.02	82.92	84.75
89	Garlic Dry Nepali	Kg	93.16	76.75	87.86	91.96	92.38	96.60	93.35	84.82	85.99	76.03	66.53	60.47	83.82
90	Clive Dry	Kg	44.44	61.35	55.76	71.35	78.90	95.72	118.00	212.50		95.00		58.33	89.14
91	Clive Green	Kg	51.85	65.00	65.65	77.19	76.67	83.00	66.91			95.00	37.50	98.75	71.75
92	Fish Dry	Kg							215.00						215.00
93	Fish Fresh	Kg	147.15	147.30	149.97	147.48	148.03	147.97	149.26	147.04	147.48	149.81	150.05	150.60	148.51

**Table No. 9.2**  
**Monthly Maximum Prices of Some Vegetables, Fruits and Spices in Kalimati Wholesale Market**  
**2068**

														Price/Kg/Nos./Dozen	
S.N	Commodities	Unit	Baishak	Jestha	Ashad	Shrawan	Bhadra	Aswin	Kartik	Marga	Poush	Magh	Falgun	Chaitra	Average
1	Tomato Big	Kg	28.00	30.00	60.00	45.00	42.00	60.00	70.00	42.00	30.00	30.00	34.00	40.00	42.58
2	Tomato Small	Kg	28.00	18.00	55.00	45.00	44.00	65.00	65.00	42.00	38.00	30.00	30.00	46.00	42.17
3	Potato Red	Kg	18.00	16.00	22.00	22.00	28.00	28.00	34.00	24.00	22.00	22.00	18.00	24.00	23.17
4	Potato White	Kg	13.00	12.00	18.00	17.00	22.00	25.00	26.00	18.00	15.00	14.00	13.00	18.00	17.58
5	Onion Dry	Kg	20.00	20.00	28.00	30.00	44.00	40.00	34.00	28.00	24.00	20.00	20.00	19.00	27.25
6	Carrot	Kg	28.00	40.00	50.00	75.00	80.00	100.00	82.00	60.00	34.00	35.00	32.00	25.00	53.42
7	Cabbage	Kg	12.00	15.00	34.00	20.00	22.00	24.00	26.00	22.00	22.00	21.00	20.00	15.00	21.08
8	Cauli Local	Kg	36.00	40.00	55.00	60.00	76.00	72.00	60.00	45.00	40.00	42.00	28.00	22.00	48.00
9	Cauli Terai	Kg								36.00	30.00	32.00	24.00		30.50
10	Raddish Red	Kg	35.00	18.00				16.00	50.00	32.00	30.00	35.00	30.00	40.00	31.78
11	Raddish White	Kg	26.00	26.00	18.00	30.00	40.00	20.00	15.00	20.00	21.00	15.00	18.00	18.00	22.25
12	Brinjal Long	Kg	20.00	20.00	40.00	36.00	28.00	35.00	34.00	35.00	36.00	40.00	55.00	50.00	35.75
13	Brinjal Round	Kg	32.00	30.00	22.00	36.00	32.00	36.00	40.00	38.00	40.00	40.00	50.00	34.00	35.83
14	Cow pea	Kg	70.00	28.00	60.00	48.00	60.00	75.00	70.00	60.00	52.00			120.00	64.30
15	Green Peas	Kg	42.00	55.00	100.00			120.00	120.00	75.00	40.00	30.00	48.00	42.00	67.20
16	French Bean	Kg	34.00	26.00	48.00	46.00	58.00	60.00	50.00	60.00	55.00	80.00	70.00	50.00	53.08
17	Sword Bean	Kg	40.00	100.00	100.00	100.00	100.00	80.00	100.00	420.00	55.00	42.00	52.00	50.00	103.25
18	Soyabean Green	Kg		80.00	80.00	55.00	45.00	50.00	40.00						58.33
19	Bitter Gourd	Kg	50.00	24.00	44.00	26.00	28.00	50.00	50.00	40.00	56.00	120.00	140.00	80.00	59.00
20	Bottle Gourd	Kg	24.00	20.00	48.00	30.00	30.00	36.00	35.00	336.00	32.00	40.00	40.00	36.00	58.92
21	Pointed Gourd	Kg	50.00	30.00	65.00	50.00	62.00	60.00	70.00	45.00	75.00	160.00	200.00	70.00	78.08
22	Snake Gourd	Kg	50.00	40.00	42.00	151.00	28.00	28.00	54.00				60.00		56.63
23	Smooth Gourd	Kg	65.00	34.00	54.00	30.00	28.00	35.00	50.00	75.00	75.00		120.00	60.00	56.91
24	Sponge Gourd	Kg	44.00	50.00	45.00	28.00	34.00	40.00							40.17
25	Pumpkin	Kg	24.00	20.00	22.00	24.00	28.00	28.00	26.00	20.00	20.00	18.00	24.00	25.00	23.25
26	Squash	Kg	18.00	20.00	40.00	42.00	36.00	30.00	42.00	38.00	20.00	40.00	36.00	18.00	31.67
27	Turnip	Kg	35.00	30.00					55.00	40.00	35.00	30.00	30.00	40.00	36.88
28	Okara	Kg	55.00	34.00	42.00	24.00	42.00	55.00	65.00	65.00	80.00	100.00	100.00	80.00	61.83
29	Sweet Potato	Kg							36.00	40.00	40.00	50.00	50.00	50.00	44.33
30	Barela	Kg	40.00					70.00	60.00	45.00	32.00	38.00	48.00	48.00	47.63

Contd .....

S.N	Commodities	Unit	Baishak	Jestha	Ashad	Shrawan	Bhadra	Aswin	Kartik	Marga	Poush	Magh	Falgun	Chaitra	Average
31	Arum	Kg	42.00		90.00	36.00	30.00	28.00	38.00	36.00	35.00	32.00	32.00	32.00	39.18
32	Christophine	Kg	20.00	40.00	50.00	44.00	24.00	12.00	16.00	15.00	34.00	40.00	34.00	30.00	29.92
33	Brd Leaf Mustard	Kg	45.00	55.00	90.00	60.00	50.00	60.00	55.00	30.00	30.00	40.00	25.00	40.00	48.33
34	Spinach Leaf	Kg	50.00	50.00	100.00	65.00	50.00	80.00	85.00	45.00	35.00	40.00	30.00	45.00	56.25
35	Cress Leaf	Kg	50.00	50.00	110.00	70.00	60.00	65.00	82.00	50.00	45.00	45.00	35.00	65.00	60.58
36	Mustard Leaf	Kg	45.00	45.00	65.00	60.00	50.00	60.00	100.00	40.00	40.00	45.00	40.00	45.00	52.92
37	Fenugreek Leaf	Kg	50.00	50.00	50.00			65.00	70.00	50.00	45.00	40.00	35.00	45.00	50.00
38	Onion Green	Kg	35.00	50.00	70.00	70.00	65.00	70.00	70.00	60.00	60.00	70.00	60.00	65.00	62.08
39	Bakula	Kg	28.00	22.00	60.00				100.00	62.00	50.00	50.00	45.00	36.00	50.33
40	Yam	Kg	22.00	22.00				40.00	35.00	24.00	30.00	28.00	28.00	30.00	28.78
41	Mushroom	Kg	325.00	500.00	500.00	400.00	750.00	550.00	350.00	325.00	320.00	425.00	400.00	270.00	426.25
42	Asparagus	Kg	275.00	180.00	175.00	200.00	250.00	250.00	225.00		150.00			350.00	228.33
43	Neuro	Kg	50.00	45.00	70.00	125.00	70.00	60.00	110.00					65.00	74.38
44	Brocauli	Kg	50.00	90.00	250.00	150.00	60.00	150.00	140.00	75.00	55.00	60.00	50.00	50.00	98.33
45	Sugarbeet	Kg	50.00	55.00	70.00	80.00	80.00	100.00	300.00	90.00	100.00	80.00	70.00	55.00	94.17
46	Drumstick	Kg	40.00	30.00			80.00				120.00		200.00	200.00	111.67
47	Bauhanian flower	Kg	70.00		175.00									150.00	131.67
48	Red Cabbage	Kg	40.00	40.00	90.00	80.00	80.00	80.00	250.00	85.00	110.00	85.00	70.00	55.00	88.75
49	Lettuce	Kg	70.00	80.00	175.00	155.00	40.00	50.00	500.00	100.00	50.00	70.00	35.00	30.00	112.92
50	Knolkhol	Kg	50.00	50.00	60.00					45.00	45.00	50.00	45.00	45.00	48.75
51	Celery	Kg	80.00	80.00	80.00	80.00	80.00	80.00	160.00	70.00	75.00	90.00	75.00	60.00	84.17
52	Parseley	Kg	400.00	350.00	200.00	190.00	260.00	225.00	1000.00	180.00	140.00	190.00	170.00	900.00	350.42
53	Fennel Leaf	Kg	45.00	45.00	60.00			60.00	85.00	50.00	45.00	45.00	35.00	45.00	51.50
54	Mint	Kg	90.00	90.00	110.00	90.00	90.00	90.00	400.00	170.00	170.00	160.00	170.00	125.00	146.25
55	Turnip A	Kg	35.00	35.00	35.00	40.00	45.00	50.00	50.00	40.00	35.00	160.00	30.00		50.45
56	Tamarine	Kg	70.00	80.00	80.00	90.00	100.00	110.00	115.00	105.00	110.00	110.00	110.00	100.00	98.33
57	Bamboo Shoot	kg	80.00	80.00	70.00	65.00	60.00	100.00	75.00	60.00	65.00	70.00	75.00	100.00	75.00
58	Tofu	Kg	60.00	60.00	60.00	60.00	60.00	65.00	75.00	70.00	70.00	70.00	70.00	70.00	65.83
59	Apple	Kg	120.00	125.00	125.00	200.00	160.00	150.00	150.00	130.00	130.00	130.00	130.00	170.00	143.33
60	Banana	Doz	90.00	80.00	65.00	60.00	60.00	50.00	55.00	50.00	40.00	50.00	50.00	70.00	60.00
61	Lime	100 Pcs	600.00	600.00	500.00	500.00	400.00	400.00	400.00	300.00	300.00	400.00	600.00	600.00	466.67

Contd .....

S.N	Commodities	Unit	Baishak	Jestha	Ashad	Shrawan	Bhadra	Aswin	Kartik	Marga	Poush	Magh	Falgun	Chaitra	Average
62	Pomegranate	Kg	475	450.00	225.00	250.00	220.00	300.00	350.00	280.00	325.00	340.00	325.00	280.00	318.33
63	Mango	Kg	130	70.00	80.00	100.00	150.00								106.00
64	Grapes	Kg	225	310.00							290.00	150.00	115.00	100.00	198.33
65	Orange	Kg	160					100.00	90.00	55.00	65.00	75.00	75.00	100.00	90.00
66	Water Melon	Kg	22	18.00	45.00	50.00	50.00	50.00	50.00	50.00	50.00	45.00	70.00	38.00	44.83
67	Sweet Orange	Kg	120	120.00	110.00	110.00	85.00	70.00	85.00	75.00	70.00	70.00	75.00	70.00	88.33
68	Mandarin	Kg				90.00			35.00						62.50
69	Pine Apple	1 Pc	100	90.00	90.00	80.00	80.00	75.00	105.00	70.00	65.00	75.00	80.00	75.00	82.08
70	Cucumber	Kg	22	36.00	36.00	36.00	45.00	40.00	60.00	40.00	24.00	32.00	70.00	55.00	41.33
71	Jack Fruit	Kg	40	26.00	26.00	22.00	12.00			80.00	80.00	80.00	70.00	60.00	49.60
72	Lemon	Kg						25.00	35.00	25.00	25.00	75.00			37.00
73	Sweet Lime	Kg							35.00						35.00
74	Pear	Kg	130	125.00	115.00	30.00	25.00	130.00	130.00	130.00	125.00	120.00	125.00	125.00	109.17
75	Kinnow	Kg										80.00	70.00	70.00	73.33
76	Papaya	Kg	40	38.00	50.00	50.00	70.00	50.00	60.00	26.00	25.00	50.00	50.00	40.00	45.75
77	Guava	Kg					35.00	24.00	50.00						36.33
78	Mombin	Kg				18.00	20.00	24.00	22.00	20.00	45.00	28.00	374.00	140.00	76.78
79	Litchi	Kg			55.00										55.00
80	Musk Melon	Kg						55.00							55.00
81	Sugarcane	1 Pc	50	70.00	70.00	70.00	75.00	70.00	55.00	50.00	50.00	50.00	45.00	50.00	58.75
82	Ginger	Kg	56	60.00	62.00	55.00	60.00	62.00	40.00	32.00	32.00	30.00	28.00	26.00	45.25
83	Chilli Dry	Kg	195	190.00	200.00	200.00	200.00	200.00	210.00	205.00	180.00	175.00	170.00	160.00	190.42
84	Chilli Green	Kg	44	38.00	50.00	65.00	70.00	80.00	56.00	38.00	50.00	52.00	60.00	55.00	54.83
85	Capsicum	Kg	100	75.00	126.00	85.00	90.00	200.00	105.00	55.00	48.00	62.00	75.00	90.00	92.58
86	Garlic Green	Kg	65	50.00	80.00	70.00	80.00	175.00	170.00	170.00	80.00	80.00	60.00	50.00	94.17
87	Coriander Green	Kg	100	200.00	300.00	200.00	200.00	175.00	190.00	170.00	100.00	125.00	80.00	70.00	159.17
88	Garlic Dry Chinese	Kg	160	155.00	120.00	70.00	78.00	80.00	80.00	80.00	80.00	80.00	75.00	100.00	96.50
89	Garlic Dry Nepali	Kg	120	90.00	100.00	100.00	100.00	110.00	100.00	100.00	90.00	90.00	70.00	70.00	95.00
90	Clive Dry	Kg	50	80	75	95	100	120	140	225		100		100	108.50
91	Clive Green	Kg	80	70	80	85	90	90	90			100	40	125	85.00
92	Fish Dry	Kg							220						220.00
93	Fish Fresh	Kg	155	155	200	155	155	160	160	150	150	155	155	155	158.75

**Table No. 9.3**  
**Monthly Minimum Prices of Some Vegetables, Fruits and Spices in Kalimati Wholesale Market**  
**2068**

S.N	Commodities	Unit	Price/Kg/Nos./Dozen												Average
			Baishak	Jestha	Ashad	Shrawan	Bhadra	Aswin	Kartik	Marga	Poush	Magh	Falgun	Chaitra	
1	Tomato Big	Kg	16.00	10.00	24.00	20.00	19.00	28.00	30.00	18.00	18.00	18.00	16.00	24.00	20.08
2	Tomato Small	Kg	8.00	6.00	12.00	14.00	14.00	28.00	28.00	18.00	18.00	12.00	10.00	14.00	15.17
3	Potato Red	Kg	12.00	13.00	13.00	14.00	20.00	18.00	16.00	16.00	18.00	15.00	14.00	8.00	14.75
4	Potato White	Kg	10.00	10.00	10.00	14.00	15.00	14.00	12.00	13.00	12.00	12.00	12.00	12.00	12.17
5	Onion Dry	Kg	16.00	16.00	17.00	22.00	28.00	26.00	24.00	20.00	17.00	16.00	16.00	16.00	19.50
6	Carrot	Kg	18.00	20.00	14.00	42.00	50.00	50.00	40.00	26.00	19.00	22.00	12.00	16.00	27.42
7	Cabbage	Kg	6.00	6.00	10.00	10.00	12.00	15.00	16.00	12.00	14.00	10.00	12.00	10.00	11.08
8	Cauli Local	Kg	16.00	12.00	16.00	28.00	35.00	38.00	20.00	15.00	20.00	24.00	12.00	8.00	20.33
9	Cauli Terai	Kg								10.00	13.00	16.00	10.00		12.25
10	Raddish Red	Kg	20.00	15.00				14.00	20.00	16.00	18.00	20.00	18.00	18.00	17.67
11	Raddish White	Kg	10.00	8.00	8.00	8.00	12.00	6.00	7.00	6.00	8.00	6.00	5.00	4.00	7.33
12	Brinjal Long	Kg	10.00	10.00	10.00	18.00	16.00	16.00	12.00	18.00	20.00	26.00	32.00	18.00	17.17
13	Brinjal Round	Kg	20.00	14.00	18.00	24.00	20.00	22.00	25.00	25.00	28.00	35.00	35.00	28.00	24.50
14	Cow pea	Kg	18.00	16.00	14.00	30.00	24.00	28.00	45.00	28.00	28.00			55.00	28.60
15	Green Peas	Kg	18.00	28.00	30.00			95.00	40.00	30.00	16.00	20.00	24.00	22.00	32.30
16	French Bean	Kg	14.00	14.00	12.00	26.00	30.00	18.00	24.00	30.00	24.00	26.00	35.00	18.00	22.58
17	Sword Bean	Kg	38.00	45.00	70.00	70.00	70.00	50.00	65.00	28.00	30.00	30.00	26.00	18.00	45.00
18	Soyabean Green	Kg		40.00	25.00	28.00	28.00	26.00	28.00						29.17
19	Bitter Gourd	Kg	18.00	10.00	8.00	12.00	18.00	18.00	32.00	30.00	32.00	54.00	35.00	45.00	26.00
20	Bottle Gourd	Kg	12.00	10.00	5.00	10.00	20.00	20.00	18.00	20.00	18.00	25.00	30.00	16.00	17.00
21	Pointed Gourd	Kg	20.00	18.00	18.00	26.00	40.00	30.00	34.00	28.00	38.00	110.00	75.00	35.00	39.33
22	Snake Gourd	Kg	38.00	22.00	12.00	8.00	18.00	18.00	18.00				45.00		22.38
23	Smooth Gourd	Kg	26.00	14.00	14.00	12.00	16.00	18.00	20.00	45.00	70.00		55.00	38.00	29.82
24	Sponge Gourd	Kg	25.00	22.00	20.00	16.00	18.00	30.00							21.83
25	Pumpkin	Kg	18.00	16.00	12.00	14.00	20.00	18.00	12.00	12.00	12.00	12.00	15.00	18.00	14.92
26	Squash	Kg	5.00	7.00	8.00	18.00	12.00	12.00	15.00	5.00	8.00	16.00	10.00	8.00	10.33
27	Turnip	Kg	24.00	24.00					30.00	25.00	20.00	20.00	25.00	25.00	24.13
28	Okara	Kg	15.00	13.00	14.00	10.00	16.00	32.00	40.00	40.00	50.00	70.00	50.00	50.00	33.33
29	Sweet Potato	Kg							20.00	20.00	20.00	32.00	30.00	45.00	27.83
30	Barela	Kg	25.00					40.00	20.00	28.00	20.00	20.00	30.00	30.00	26.63

Contd .....

S.N	Commodities	Unit	Baishak	Jestha	Ashad	Shrawan	Bhadra	Aswin	Kartik	Marga	Poush	Magh	Falgun	Chaitra	Average
31	Arum	Kg	32.00		30.00	24.00	22.00	20.00	18.00	18.00	25.00	24.00	22.00	24.00	23.55
32	Christophine	Kg	16.00	18.00	24.00	20.00	8.00	5.00	5.00	7.00	10.00	28.00	22.00	16.00	14.92
33	Brd Leaf Mustard	Kg	25.00	25.00	25.00	30.00	20.00	25.00	25.00	8.00	14.00	18.00	15.00	15.00	20.42
34	Spinach Leaf	Kg	30.00	30.00	30.00	40.00	35.00	25.00	40.00	20.00	20.00	25.00	20.00	20.00	27.92
35	Cress Leaf	Kg	30.00	35.00	45.00	45.00	40.00	40.00	45.00	35.00	20.00	25.00	20.00	30.00	34.17
36	Mustard Leaf	Kg	30.00	25.00	25.00	35.00	30.00	25.00	35.00	30.00	20.00	25.00	25.00	30.00	27.92
37	Fenugreek Leaf	Kg	30.00	35.00	40.00			40.00	45.00	35.00	35.00	30.00	25.00	25.00	34.00
38	Onion Green	Kg	18.00	20.00	45.00	45.00	45.00	45.00	45.00	45.00	35.00	50.00	45.00	40.00	39.83
39	Bakula	Kg	16.00	18.00	45.00				65.00	40.00	26.00	25.00	24.00	18.00	30.78
40	Yam	Kg	16.00	20.00				28.00	18.00	16.00	16.00	20.00	22.00	26.00	20.22
41	Mushroom	Kg	100.00	200.00	160.00	200.00	275.00	275.00	190.00	240.00	240.00	240.00	30.00	140.00	190.83
42	Asparagus	Kg	100.00	90.00	80.00	120.00	150.00	150.00	175.00		145.00			90.00	122.22
43	Neuro	Kg	35.00	35.00	40.00	45.00	50.00	50.00	12.00					35.00	37.75
44	Brocauli	Kg	35.00	35.00	70.00	75.00	55.00	120.00	65.00	30.00	30.00	40.00	28.00	25.00	50.67
45	Sugarbeet	Kg	35.00	35.00	35.00	40.00	45.00	70.00	70.00	50.00	50.00	45.00	40.00	40.00	46.25
46	Drumstick	Kg	20.00	20.00			70.00				110.00		100.00	60.00	63.33
47	Bauhanian flower	Kg	50.00		150.00									25.00	75.00
48	Red Cabbage	Kg	20.00	25.00	25.00	35.00	40.00	60.00	60.00	60.00	65.00	60.00	40.00	40.00	44.17
49	Lettuce	Kg	20.00	30.00	40.00	30.00	30.00	30.00	70.00	30.00	30.00	30.00	25.00	20.00	32.08
50	Knolkhol	Kg	35.00	35.00	45.00					30.00	35.00	35.00	35.00	30.00	35.00
51	Celery	Kg	45.00	50.00	50.00	60.00	60.00	60.00	60.00	60.00	35.00	65.00	60.00	50.00	54.58
52	Parseley	Kg	90.00	70.00	125.00	125.00	150.00	150.00	140.00	120.00	90.00	125.00	140.00	90.00	117.92
53	Fennel Leaf	Kg	30.00	35.00	40.00			45.00	40.00	35.00	35.00	30.00	25.00	25.00	34.00
54	Mint	Kg	60.00	25.00	60.00	70.00	70.00	75.00	150.00	140.00	110.00	25.00	30.00	90.00	75.42
55	Turnip A	Kg	20.00	25.00	25.00	30.00	30.00	25.00	35.00	25.00	20.00	20.00	20.00		25.00
56	Tamarine	Kg	65.00	60.00	55.00	70.00	45.00	95.00	95.00	95.00	90.00	100.00	95.00	90.00	79.58
57	Bamboo Shoot	Kg	60.00	55.00	50.00	45.00	45.00	40.00	45.00	50.00	45.00	54.00	54.00	70.00	51.08
58	Tofu	Kg	50.00	55.00	50.00	50.00	55.00	55.00	55.00	65.00	60.00	65.00	60.00	60.00	56.67
59	Apple	Kg	90.00	90.00	90.00	100.00	90.00	80.00	80.00	80.00	35.00	25.00	90.00	85.00	77.92
60	Banana	Doz	40.00	45.00	40.00	40.00	35.00	35.00	35.00	35.00	35.00	35.00	35.00	40.00	37.50
61	Lime	100 Pcs	200.00	100.00	100.00	100.00	100.00	200.00	100.00	100.00	100.00	100.00	200.00	200.00	133.33

Contd .....

S.N	Commodities	Unit	Baishak	Jestha	Ashad	Shrawan	Bhadra	Aswin	Kartik	Marga	Poush	Magh	Falgun	Chaitra	Average
62	Pomegranate	Kg	350	65.00	150.00	160.00	180.00	180.00	240.00	250.00	245.00	260.00	260.00	240.00	215.00
63	Mango	Kg	70	50.00	40.00	60.00	80.00								60.00
64	Grapes	Kg	125	200.00							240.00	105.00	80.00	90.00	140.00
65	Orange	Kg	90					60.00	22.00	25.00	35.00	40.00	40.00	60.00	46.50
66	Water Melon	Kg	12	10.00	15.00	35.00	35.00	35.00	40.00	40.00	35.00	35.00	30.00	18.00	28.33
67	Sweet Orange	Kg	75	100.00	80.00	80.00	65.00	60.00	60.00	65.00	60.00	60.00	60.00	60.00	68.75
68	Mandarin	Kg				80.00			20.00						50.00
69	Pine Apple	1 Pc	80	18.00	60.00	65.00	60.00	55.00	55.00	60.00	60.00	55.00	60.00	60.00	57.33
70	Cucumber	Kg	10	10.00	16.00	14.00	16.00	18.00	15.00	12.00	10.00	22.00	18.00	24.00	15.42
71	Jack Fruit	Kg	20	12.00	14.00	10.00	8.00			58.00	45.00	50.00	40.00	35.00	29.20
72	Lemon	Kg						20.00	20.00	20.00	20.00	20.00			20.00
73	Sweet Lime	Kg							8.00						8.00
74	Pear	Kg	110	100.00	90.00	10.00	16.00	16.00	55.00	110.00	90.00	90.00	100.00	90.00	73.08
75	Kinnow	Kg										70.00	60.00	60.00	63.33
76	Papaya	Kg	25	25.00	40.00	40.00	40.00	25.00	20.00	16.00	18.00	30.00	35.00	18.00	27.67
77	Guava	Kg					20.00	16.00	15.00						17.00
78	Mombin	Kg				12.00	15.00	14.00	14.00	16.00	16.00	18.00	22.00	120.00	27.44
79	Litchi	Kg			35.00										35.00
80	Musk Melon	Kg							40.00						40.00
81	Sugarcane	1 Pc	40	40.00	50.00	60.00	60.00	30.00	24.00	30.00	40.00	30.00	35.00	40.00	39.92
82	Ginger	Kg	42	44.00	38.00	36.00	44.00	30.00	24.00	22.00	18.00	20.00	20.00	18.00	29.67
83	Chilli Dry	Kg	180	180.00	180.00	185.00	185.00	155.00	100.00	170.00	160.00	160.00	140.00	140.00	161.25
84	Chilli Green	Kg	18	20.00	20.00	30.00	45.00	34.00	24.00	22.00	24.00	34.00	38.00	30.00	28.25
85	Capsicum	Kg	40	25.00	22.00	40.00	45.00	50.00	40.00	28.00	28.00	34.00	45.00	48.00	37.08
86	Garlic Green	Kg	40	40.00	45.00	45.00	50.00	55.00	90.00	70.00	45.00	50.00	40.00	40.00	50.83
87	Coriander Green	Kg	70	60.00	60.00	120.00	50.00	45.00	75.00	75.00	55.00	70.00	40.00	40.00	63.33
88	Garlic Dry Chinese	Kg	140	110.00	60.00	55.00	64.00	68.00	75.00	60.00	62.00	72.00	65.00	65.00	74.67
89	Garlic Dry Nepali	Kg	70	70.00	60.00	70.00	80.00	85.00	80.00	75.00	75.00	65.00	60.00	50.00	70.00
90	Clive Dry	Kg	35	40	40	55	65	60	110	200		90		40	73.50
91	Clive Green	Kg	30	60	40	60	60	75	50			90	35	80	58.00
92	Fish Dry	Kg							210						210.00
93	Fish Fresh	Kg	140	140	140	145	145	140	145	145	140	145	145	145	142.92

**Table No. 9.4**  
**Total Volume of Arrival in Balaju Market by Source**  
**2068**

S.N	District Name	Volume in Qty.													Total
		Nuwakot	Kathmandu	Kalimati	Dhading	Bhaktapur	Lalitpur	Kavre	Sindhupalchok	Dolkha	Rasuwa	Jawalpara	Chitwan	Other	
1	Baishak	825.60	380.00	2100.00	112.00	450.00	50.00	856.00	251.50	92.00	200.00	250.00	120.00	120.00	5807.10
2	Jestha	756.90	423.00	2086.90	114.00	386.00	50.00	755.70	320.00	40.00	165.00	220.00	105.00	100.00	5522.50
3	Ashad	1080.00	526.00	1772.00	80.00	426.90	75.00	700.00	273.00	100.00	200.00	160.00	90.00	90.00	5572.90
4	Shrawan	925.00	300.00	1562.50	76.00	376.90	25.80	635.00	140.00	160.00	120.00	140.00	100.00	75.00	4636.20
5	Bhadra	846.90	260.00	1624.50	101.00	392.50	30.00	704.00	160.00	100.00	0.00	196.00	133.00	200.00	4747.90
6	Aswin	788.00	225.00	1525.00	90.00	445.90	34.00	662.70	202.50	0.00	0.00	257.40	0.00	155.00	4385.50
7	Kartik	965.50	244.50	1708.50	146.00	335.00	25.50	756.00	254.00	100.00	102.00	0.00	150.00	220.00	5007.00
8	Marga	1300.00	265.00	1862.50	105.00	389.20	30.00	856.00	220.00	120.00	0.00	150.00	220.00	350.00	5867.70
9	Poush	650.00	320.00	1906.00	120.00	420.00	50.00	950.00	280.00	150.00	140.00	105.00	120.00	100.00	5311.00
10	Magh	456.00	285.00	1765.00	80.00	442.50	0.00	855.00	302.60	106.50	123.00	125.60	165.00	146.00	4852.20
11	Falgun	555.00	320.00	1805.00	120.00	420.00	65.00	750.00	320.00	120.00	140.00	140.00	160.00	220.00	5135.00
12	Chaitra	708.00	290.00	1920.00	95.00	520.00	0.00	854.00	265.00	160.00	126.50	0.00	120.00	160.00	5218.50
13	Total	19606.90	3838.50	21637.90	1239.00	5004.90	435.30	9334.40	2988.60	1248.50	1316.50	0.00	0.00	1936.00	68586.50

**Table No. 10.1**  
**Monthly Total Volume of Sales of Selected Commodities at Amarhat Wholesale Market, Dharan, 2068/69**  
Volume in Mt.

S.N	Commodities	Shrawan	Bhadra	Aswin	Kartik	Marga	Poush	Magh	Falgun	Chaitra	Baishak	Jestha	Ashad	Total
1	Potato	1322	1180	1125	950	900	1400	1000	950	925	890	1050	1470	13162
2	Tomato	1200	920	750	750	725	1000	800	750	650	650	964	1050	10209
3	Cabbage	1050	1389	765	900	794	200	50	50	40	10	70	1000	6318
4	Cauliflower	375	250	350	265	150	100	50	15	10	10	50	20	1645
5	Chayote	260	280	300	400	300	180	160	140					2020
6	Radish	350	750	250	175	150	150	20	10	5		20	15	1895
7	Green Leaf													
8	Bean	310	225	50	55	20	5					15	10	690
9	Brinjal						20		1	1				22
10	Cucumber	55	75	22	35	20	10	10	10	10	10	15	10	282
11	Carrot	38	35	25	40	30	10	10	10	10		2	2	212
12	Pears		45	15	35	40	40	30	30	30	10			275
13	Bittle Gourd													
14	Capsicum	25	50	3	3	1						2	3	87
15	Bambo Shoot	7	10									1	1	19
16	Other Vegetable	45	25	35	30	30	200	250	150	150	100	100	50	1165
17	Ginger	440	450	450	350	250	100	150	100	100	50	150	485	3075
18	Onion	400	350	325	150	200	400	400	300	300	300	300	150	3575
19	Dry Garlic	22	20	35	15	15	10	15	10	10	10	25	50	237
20	Green chilli	40	20	30	25	25	15	5	5	5	5	5	5	185
21	Akbari Pepper	3	2	3	1	1						1.0	1	12
22	Cardamom			1	1	1	1							4
23	Tejpat	350	125	310	220	200	200	300	400	400	400	300	150	3355
24	Pulses					250	200	50	20	10	5	1		536
25	Pears	1150	1050	250									30	2480
26	Apple	40	55	50	40	15	15	12	15	15	15	10	5	287
27	Pinapple													
28	Mango	50									5	45	75	175
29	Guava	2	1	3	3									9
30	Lemon	6	3	3	3									15
31	Orange				300	500	750	850	500	350				3250
32	Sweet Orange		1	5	3	3	3							15
33	Pomogranate	5												5
34	Grapes						2	2	2	2				8
35	Watermelon													
36	Other Fruits	30	20	25	10	25	25	15	15	15	20	10	10	220
37	Amriso	10	15	15	4	10	10	25	25	50	50	25	25	264
38	Jumar													

**Table No. 10.2**  
**Monthly Price of Fresh Vegetables at Amarhat Wholesale Market, Dharan, 2068/69**

S.N	Commodities	Price/Kg												Average
		Shrawan	Bhadra	Aswin	Kartik	Marga	Poush	Magh	Falgun	Chaitra	Baishak	Jestha	Ashad	
1	Potato	26.00	30.00	32.00	30.00	13.00	12.00	12.00	13.00	15.00	22.00	28.00	30.00	21.92
2	Tomato	25.00	25.00	38.00	35.00	20.00	15.00	15.00	25.00	15.00	50.00	25.00	28.00	26.33
3	Cabbage	10.00	13.00	13.00	13.00	13.00	7.00	7.00	7.00	7.00	7.00	10.00	10.00	9.75
4	Cauliflower	35.00	40.00	55.00	40.00	25.00	15.00	15.00	20.00	20.00	20.00	20.00	40.00	28.75
5	Chayote	19.00	18.00	12.00	10.00	10.00	8.00	8.00	8.00					11.63
6	Radish	18.00	15.00	15.00	12.00	4.00	6.00	6.00	6.00	6.00		8.00	15.00	10.09
7	Green Leaf													
8	Bean	45.00	30.00	35.00	40.00	35.00	35.00					35.00	35.00	36.25
9	Brinjal	18.00	18.00	18.00	18.00	18.00	18.00		18.00	18.00				18.00
10	Cucumber	30.00	30.00	40.00	40.00	25.00	25.00	25.00	25.00	25.00	25.00	25.00	20.00	27.92
11	Carrot	50.00	55.00	55.00	50.00	30.00	30.00	30.00	30.00	30.00		30.00	50.00	40.00
12	Pears	50.00	100.00	90.00	90.00	30.00	30.00	30.00	30.00	20.00	35.00			50.50
13	Bottle Gourd													
14	Capsicum	60.00	70.00	70.00	70.00	70.00	70.00					70.00	60.00	67.50
15	Bambo Shoot	20.00	20.00	20.00	20.00	20.00	20.00					30.00	30.00	22.50
16	Other Vegetable	20.00	25.00	30.00	40.00	40.00	8.00	8.00	8.00	8.00	20.00	20.00	20.00	20.58
17	Ginger	30.00	30.00	25.00	25.00	25.00	25.00	25.00	8.00	12.00	15.00	25.00	25.00	22.50
18	Onion	28.00	32.00	32.00	28.00	25.00	15.00	15.00	15.00	15.00	15.00	18.00	18.00	21.33
19	Dry Garlic	80.00	80.00	80.00	70.00	70.00	70.00	70.00	70.00	70.00	70.00	90.00	150.00	80.83
20	Green chilli	50.00	75.00	75.00	60.00	45.00	30.00	30.00	30.00	30.00	30.00	60.00	45.00	46.67
21	Akbari Pepper	250.00	250.00	250.00	300.00	400.00	400.00					400.00	300.00	318.75
22	Cardamom				1250.00	1250.00	1250.00							1250.00
23	Tejpat	30.00	30.00	35.00		35.00	30.00	30.00	30.00	30.00	30.00	30.00	30.00	30.90
24	Pulses					85.00	85.00	85.00	85.00	85.00	85.00	85.00		85.00
25	Pears	15.00	15.00	15.00			15.00						20.00	16.00
26	Apple	100.00	100.00	100.00	90.00	90.00	80.00	80.00	80.00	100.00	100.00	100.00	100.00	93.33
27	Pinapple													
28	Mango	35.00	35.00	35.00			35.00				60.00	40.00	40.00	40.00
29	Guava	10.00	25.00	25.00			25.00							21.25
30	Lemon	30.00	30.00	30.00			30.00							30.00
31	Orange				50.00	50.00	60.00	60.00	60.00	60.00				42.50
32	Sweet Orange		30.00	30.00	30.00	30.00	30.00							30.00
33	Pomogranate	120.00	120.00	120.00	120.00	120.00								120.00
34	Grapes						120.00	120.00	120.00	120.00				120.00
35	Watermelon													
36	Other Fruits	35.00	35.00	35.00	35.00	35.00	35.00	35.00	35.00	35.00	35.00	35.00	35.00	35.00
37	Amriso	35.00	35.00	35.00	35.00	35.00	35.00	35.00	35.00		50.00	45.00	45.00	38.18
38	Jumar													

Table No.11.1  
Edible Cerealgrain Production and Requirement in Nepal  
2001/02 - 2010/11

(Quantity: MT.)

Crops	2001/02	2002/03	2003/05	2004/06	2005/07	2006/07	2007/08	2008/09*	2009/10	2010/11
Rice P	2294205	2271914	2455971	2358540	2314065	2018601	2365692	2491831	2211439	2473990.5
Maize P	999831	1059751	1082455	1186840	1194933	1264853	1330798	1347142	1279013	1432172
Barley P	8472	8613	8485	8113	7667	7808	7754	6359	7602	248334.05
Bockwheat P										7207.8943
Wheat P	1008827	1069257	1105087	1151282	1112509	1212506	1274324	1067791	1243874	1399969.5
Millet P	231714	231931	232373	237778	238651	233451	238707	237440	243059	8344.8192
Total P	4543049	4641466	4884371	4942553	4867825	4737219	5217275	5150563	4984987	5570018.8
R	4463027	4565820	4671344	4779710	4890993	5005282	5242912	5243249	5367129	5235551
B	80022	75646	213027	162843	-23168	-268063	-25637	-92686	-382142	334467.84

Note : P = Production in edible form  
R = Requirement  
B = Balance

Table No.11.2  
BELT WISE FOOD AVAILABILITY AND REQUIREMENT OF CEREALS 2010/2011

Quantity in Mt.

Region	POPUL	RICE	MAIZE	BARLEY	BUCKWH EAT	WHEAT	BARLEY	TOTAL EDIABLE	"REQU.	SUR. OR DEFL.
E. MOUNTAIN	418651	26444	75564	13373	145	11174	152	126851	79963	46888
C. MOUNTAIN	580131	18103	52559	20027	0	9967	240	100896	110805	-9909
W. MOUNTAIN	25523	0	842	0	1262	1391	210	3705	4875	-1170
MW. MOUNTAIN	374738	8041	11962	7328	1341	19203	2157	50033	71575	-21542
FW. MOUNTAIN	464983	16214	9175	5083	70	18717	1210	50468	88812	-38344
MOUNTAIN	1864025	68802	150102	45810	2818	60450	3969	331953	356030	-24077
E. HILLS	1737858	120850	245705	52210	549	49112	398	468824	349310	119514
C. HILLS	4519698	157695	242633	34063	370	94152	462	529374	908459	-379085
W. HILLS	2997565	206843	410415	86190	1473	91286	989	797197	602509	194688
MW. HILLS	1716426	79157	146633	13464	94	122438	1649	363434	345002	18432
FW. HILLS	900890	34314	16811	8138	0	66118	481	125862	181078	-55216
HILLS	11872435	598859	1062197	194065	2486	423105	3979	2284691	2386358	-101667
E. TERAI	3919417	507486	75854	4944	1105	158723	2	748114	709414	38700
C. TERAI	4843838	516292	48605	2418	636	353114	87	921152	876735	44417
W. TERAI	2166164	387739	18948	573	163	200774	111	608308	392075	216233
MW. TERAI	1528650	217576	61326	123	0	97894	12	376931	276686	100245
FW. TERAI	1316319	177236	15140	401	0	105908	184	298870	238253	60617
TERAI	13774387	1806329	219873	8458	1904	916414	397	2953375	2493163	460212
NEPAL	27510847	2473991	1432172	248334	7208	1399970	8345	5570019	5235551	334468

Table No.11.3  
TOTAL EDIBLE FOOD AVAILABILITY AND REQUIREMENT OF CEREALS 2010/2011

DISTRICT	POPUL	RICE	MAIZE	BARLEY	BUCKWH EAT	WHEAT	BARLEY	Quantity in Mt.		
								TOTAL EDIBLE	"REQU.	SUR. OR DEFL.
1. Taplejung	138774	10046	29122	3135	0	3174	83	45560	26506	19054
2. Sankhuwasabha	167837	14870	20567	8080	0	2262	7	45786	32057	13729
3. Solukhumbu	112041	1528	25875	2158	145	5738	62	35506	21400	14106
E. MOUNTAIN	418651	26444	75564	13373	145	11174	152	126851	79963	46888
4. Panchathar	210911	11525	14622	6896	34	5950	166	39192	42393	-3201
5. Illam	315614	24341	62608	2711	16	10976	21	100672	63438	37234
6. Terhathum	112864	11151	14748	2512	6	3602	30	32048	22686	9362
7. Dhanakuta	174710	11621	31735	6614	10	2677	3	52660	35117	17543
8. Bhojpur	195700	19919	38696	4174	43	3320	11	66162	39336	26826
9. Khotang	226675	14455	40805	16266	363	9054	118	81061	45562	35499
10. Okaldhunga	160758	5187	17415	9768	65	4592	38	37064	32312	4752
11. Udayapur	340628	22652	25077	3271	12	8943	10	59965	68466	-8501
E. HILLS	1737858	120850	245705	52210	549	49112	398	468824	349310	119514
12. Jhapa	800412	153853	40351	1774	1064	19564	2	216608	144874	71734
13. Morang	996866	146011	25552	1410	0	42797	0	215769	180433	35336
14. Sunsari	791327	88032	9951	982	41	37802	0	136808	143230	-6422
15. Saptari	664949	66029	0	205	0	37761	0	103995	120356	-16361
16. Siraha	665864	53562	0	573	0	20799	0	74934	120521	-45587
E. TERAI	3919417	507486	75854	4944	1105	158723	2	748114	709414	38700
E. REGION	6075926	654779	397123	70527	1799	219009	552	1343789	1138687	205102
17. Dolakha	211808	3148	8003	3361	0	3948	63	18523	40455	-21932
18. Sindhupalchok	320156	13499	41623	15820	0	5023	67	76032	61150	14882
19. Rasuwa	48167	1456	2933	847	0	995	110	6341	9200	-2859
C. MOUNTAIN	580131	18103	52559	20027	0	9967	240	100896	110805	-9909
20. Ramechhap	219773	13300	28598	4134	16	7251	22	53321	44174	9147
21. Sindhuli	318876	10057	30347	8642	208	11212	25	60492	64094	-3602
22. Kavre	415795	17513	40605	2906	-18	17013	206	78226	83575	-5349
23. Bhaktapur	295741	12477	4011	115	0	8150	14	24768	59444	-34676
24. Lalitpur	448723	11471	18204	552	19	10405	20	40671	90193	-49522
25. Kathmandu	1698409	22414	16592	585	0	11743	2	51336	341380	-290044
26. Nuwakot	304978	29256	41175	8638	0	12363	69	91501	61301	30200
27. Dhading	369863	21666	32846	5860	0	6325	96	66793	74342	-7549
28. Makawanpur	447542	19540	30253	2630	145	9689	7	62265	89956	-27691
C. HILLS	4519698	157695	242633	34063	370	94152	462	529374	908459	-379085

DISTRICT		RICE	WHEAT	MAIZE		MILLET	BARLEY	TOTAL EDIBLE	"REQU.	SUR. OR DEFL.
29.Dhanusha	790757	97848	0	348	0	77872	1	176069	143127	32942
30.Mahotari	653379	43994	0	190	0	35290	14	79487	118262	-38775
31.Sarlahi	786723	62810	9188	176	0	45239	14	117427	142397	-24970
32.Rautahat	692526	63298	7655	37	0	30211	14	101215	125347	-24132
33.Bara	706402	95406	12612	70	0	80128	18	188233	127859	60374
34.Parsa	620381	90135	6148	68	0	62508	9	158868	112289	46579
35.Chitwan	593671	62802	13002	1530	636	21866	17	99852	107454	-7602
C. TERA	4843838	516292	48605	2418	636	353114	87	921152	876735	44417
C. REGION	9943667	692090	343797	56508	1006	457233	790	1551422	1895999	-344577
36.Manang	11172	0	336	0	474	523	76	1409	2134	-725
37.Mustang	14352	0	506	0	789	868	133	2295	2741	-446
W. MOUNTAIN	25523	0	842	0	1262	1391	210	3705	4875	-1170
38.Gorakha	297645	26191	34065	9498	311	5801	30	75896	59827	16069
39.Lamjung	184510	17880	31484	6481	13	5204	7	61070	37086	23984
40.Tanahu	344274	31038	53813	5496	143	2757	1	93247	69199	24048
41.Kaski	486599	35488	40176	14395	11	11481	30	101581	97806	3775
42.Parbat	159294	12227	21382	7335	23	5516	48	46531	32018	14513
43.Syangja	314573	31008	76349	15862	91	10673	32	134015	63229	70786
44.Palpa	280753	13384	32088	2396	354	10891	11	59123	56431	2692
45.Myagdi	121499	5445	26650	2722	0	4710	154	39681	24421	15260
46.Baglung	287241	9113	41617	18947	90	10679	351	80799	57735	23064
47.Gulmi	303755	12970	34592	2338	167	12741	159	62968	61055	1913
48.Arghakhanchi	217425	12099	18201	721	270	10831	165	42287	43702	-1415
W. HILLS	2997565	206843	410415	86190	1473	91286	989	797197	602509	194688
49.Nawalparasi	674464	102336	18948	409	163	37677	24	159558	122078	37480
50.Rupandehi	901051	158232	0	82	0	86016	8	244338	163090	81248
51.Kapilbastu	590649	127171	0	82	0	77081	78	204412	106907	97505
W. TERA	2166164	387739	18948	573	163	200774	111	608308	392075	216233
W. REGION	5189251	594582	430206	86763	2899	293450	1309	1409209	999459	409750
52.Dolpa	35542	228	1900	212	195	4638	57	7229	6789	440
53.Mugu	53735	1264	0	1348	618	5768	506	9504	10263	-759
54.Humla	49053	384	0	1076	0	-347	193	1307	9369	-8062
55.Jumla	106224	2447	4314	3563	528	1945	1207	14005	20289	-6284
56.Kalikot	130185	3718	5748	1129	0	7198	194	17988	24865	-6877
M.W. MOUNTAIN	374738	8041	11962	7328	1341	19203	2157	50033	71575	-21542

DISTRICT		RICE	WHEAT	MAIZE		MILLET	BARLEY	TOTAL EDIABLE	"REQU.	SUR. OR DEFL.
57.Rukum	215697	6011	32539	802	0	22093	335	61779	43355	18424
58.Rolpa	233380	6891	18014	868	0	9231	155	35158	46909	-11751
59.Pyuthan	240127	9025	18041	1635	0	12512	160	41373	48266	-6893
60.Salyan	244694	11592	17866	2043	72	22513	423	54508	49183	5325
61.Jajarkot	163441	6129	8971	3738	22	11394	128	30382	32852	-2470
62.Dailekh	264152	14189	29349	2155	0	7749	80	53521	53095	426
63.Surkhet	354936	25321	21853	2223	0	36946	370	86713	71342	15371
M.W. HILLS	1716426	79157	146633	13464	94	122438	1649	363434	345002	18432
64.Dang	569355	65493	37809	123	0	23594	7	127025	103053	23972
65.Banke	500915	67730	7951	0	0	30933	3	106617	90666	15951
66.Bardiya	458380	84353	15566	0	0	43368	3	143289	82967	60322
M.W. TERAI	1528650	217576	61326	123	0	97894	12	376931	276686	100245
M.W. REGION	3619813	304774	219920	20915	1435	239535	3819	790398	693263	97135
67.Bajura	130589	2696	0	2136	9	7565	496	12901	24942	-12041
68.Bajhang	196072	8130	2705	1883	0	6520	413	19650	37450	-17800
69.Darchula	138322	5388	6470	1064	61	4632	301	17916	26420	-8504
F.W. MOUNTAIN	464983	16214	9175	5083	70	18717	1210	50468	88812	-38344
70.Achham	262495	12013	5247	2649	0	18482	186	38577	52761	-14184
71.Doti	232139	9532	0	4388	0	21855	69	35844	46660	-10816
72.Baitadi	260418	5268	11564	779	0	19987	165	37763	52344	-14581
73.Dadeldhura	145838	7501	0	321	0	5793	62	13677	29313	-15636
F.W. HILLS	900890	34314	16811	8138	0	66118	481	125862	181078	-55216
74.Kailali	824080	98193	15140	254	0	55741	183	169512	149158	20354
75.Kanchanpur	492240	79043	0	147	0	50167	1	129359	89095	40264
F.W. TERAI	1316319	177236	15140	401	0	105908	184	298870	238253	60617
F.W. REGION	2682192	227765	41126	13622	70	190742	1876	475200	508143	-32943
NEPAL	27510847	2473991	1432172	248334	7208	1399970	8345	5570019	5235551	334468

**Table No 12.1**  
**AVERAGE COST AND MARGIN OF CEREAL AND CASH CROPS**  
**2068/069 (2011/2012)**

Unit Rs/ha.

District	Crops	Status	Total Cost in Rs.		Gross Income in Rs.		Gross Profit at Farm Gate in Rs.	Cost per Quintal in Rs
			Fixed	Variable	Main Product	By Product		
Morang	Paddy	Chaite 4/Irrigated	230.00	48323.63	60955.20	5288.75	17690.33	1085.97
Panchathar	Paddy	Local/Unirrigated	153.00	40847.79	42584.15	3948.00	5531.36	1257.31
Dhankuta	Paddy	Local/Unirrigated	153.00	45049.16	43021.50	3194.00	1013.34	1415.85
Bhaktapur	Paddy	Chainung 242/Irrigated	216.00	56219.20	77629.58	5488.75	26683.13	1261.36
Lamajung	Paddy	Kanchan/Unirrigated	249.00	46991.13	59078.52	4233.00	16071.40	1103.60
Surkhet	Paddy	Himali/Unirrigated	194.00	51688.29	56381.60	4006.00	8505.31	1265.23
Jhapa	Paddy	Radha12/Irrigated	397.00	48272.38	62674.05	4268.00	18272.68	1087.47
		Chaite 2/Irrigated	230.00	48617.80	63397.75	4423.00	17972.95	1092.86
Saptari	Paddy	Durga/Irrigated	642.00	39948.35	58635.36	4038.00	22063.01	942.56
Parsa	Paddy	Radha12/Irrigated	250.00	45176.88	60801.75	5338.75	20713.63	1005.47
		Chate4/Irrigated	250.00	46524.75	61594.75	5415.00	20235.00	1024.01
Bara	Paddy	Makwanpur-1/Unirrigated	214.00	42772.23	57558.70	4085.00	18657.48	1007.02
Nawalparasi	Paddy	Mansuli/Irrigated	2850.00	42843.98	57967.52	4016.00	18889.55	1016.60
		Rampur Mansuli/Unirrigated	250.00	43492.80	53443.52	3866.00	13566.72	1125.19
Siraha	Paddy	Radha12/Unirrigated	224.00	42162.35	57827.55	4094.00	19535.20	1003.21
		Radha6/Irrigated	250.00	43311.38	58691.10	4039.00	19168.73	1020.20
Chitwan	Paddy	Loktantra/Irrigation	250.00	47785.50	58916.22	5106.25	15986.97	1102.45
Rupandehi	Paddy	Chate-6/Irrigated	250.00	49998.48	59593.50	5118.75	14463.78	1158.66
Kailali	Paddy	Radha4/Irrigated	250.00	42688.18	56575.30	3988.00	17625.13	1025.81
Salahi	Paddy	Jaya/Irrigated	250.00	42168.50	58015.44	4181.00	19777.94	996.55

District	Crops	Status	Total Cost in Rs.		Gross Income in Rs.		Gross Profit at Farm Gate in Rs.	Cost per Quintal in Rs
			Fixed	Variable	Main Product	By Product		
Sindhupalchok	Paddy	Chainung 242/Irrigated	153.00	42113.15	57196.65	3767.00	18697.50	1107.25
Dhanusha	Paddy	Jaya/Irrigated	250.00	41909.18	57676.05	4159.00	19675.88	998.17
Rautahat	Paddy	Makwanpur1/Unirrigated	214.00	40571.04	57172.40	4085.00	20472.36	950.04
Dang	Paddy	Rampur Mansuli/Unirrigated	200.00	41829.74	49150.80	3549.00	10670.06	1158.71
Bardiya	Paddy	Rampur Mansuli/Unirrigated	200.00	40893.50	48763.50	3547.00	11217.00	1135.71
Kanchanpur	Paddy	Rampur Mansuli/Unirrigated	250.00	43788.62	47963.10	3498.00	7422.49	1259.42
Magdi	Paddy	Local/Unirrigated	153.00	45991.75	43680.00	3208.00	743.25	1474.48
Bajang	Paddy	Local/Unirrigated	153.00	50916.36	107522.30	3955.00	60407.94	1660.71
Doti	Paddy	Local/Unirrigated	216.00	40832.31	43558.58	2773.80	5284.07	1350.55
Illam	Paddy	Khumal 3/Irrigated	153.00	44311.57	49550.55	3275.10	8361.08	1192.86
Sindhuli	Paddy	Mansuli/Irrigated	153.00	45130.14	51831.65	3668.00	10216.52	1200.32
Makwanpur	Paddy	Khumal 6/Irrigated	254.00	39878.65	65076.66	4601.00	29545.01	828.82
		Makwanpur-1/Unirrigated	214.00	46721.55	59778.84	4195.00	17038.29	1085.34
Dhading	Paddy	Mansuli/Irrigated	236.00	58133.90	65508.32	4567.00	11705.42	1258.25
Kaski	Paddy	Khumal 4/Irrigated	236.00	69547.28	66490.62	5100.70	1808.05	1495.21
Gulmi	Paddy	Chainung-242/Unirrigated	205.00	49660.23	59978.30	4479.00	14603.08	1138.64
Dandeldhura	Paddy	Himali/Unirrigated	212.00	48892.91	48871.55	3469.00	3235.64	1396.02
Taplejung	Wheat	Annapurna4/Unirrigated	198.00	45898.48	54879.20	2605.60	11388.33	1434.40
Morang	Wheat	Annapurna4/Unirrigated	224.00	65853.18	154662.60	3034.00	91619.43	2044.20
Mustang	Wheat	Pasang Lamu/Irrigated	220.00	75036.15	144593.04	3582.00	72918.89	2548.87
Jumla	Wheat	Pasang Lamu/Irrigated	220.00	74563.63	14244.04	3633.60	71291.02	2503.52
Drchula	Wheat	Annapurna-4/Unirrigated	220.00	70976.13	113680.00	3633.60	46117.48	2377.29
Illam	Wheat	Annapurna-2Unirrigated	198.00	45247.19	55030.00	2676.00	12261.61	1410.59
Bhojpur	Wheat	Annapurna-3Unirrigated	224.00	44495.25	56156.10	2934.00	14370.85	1350.53
Dhankuta	Wheat	Kanti/Unirrigated	224.00	45179.23	57481.05	2945.70	15023.52	1340.62
Sindhuli	Wheat	Annapurna-3/Unirrigated	224.00	44671.86	54366.60	2940.30	12411.04	1392.95

District	Crops	Status	Total Cost in Rs.		Gross Income in Rs.		Gross Profit at Farm Gate in Rs.	Cost per Quintal in Rs
			Fixed	Variable	Main Product	By Product		
Rasuwa	Wheat	Annapurna-2/Unirrigated	224.00	41448.23	54889.50	2861.10	16078.37	1308.09
Dhading	Wheat	Annapurna-3/Unirrigated	224.00	51278.70	57380.45	2991.60	8869.35	1551.36
Syangja	Wheat	Annapurna-1/Unirrigated	224.00	43682.73	53542.10	3016.80	12652.17	1325.01
Rukum	Wheat	Kanti/Unirrigated	224.00	42153.13	51439.85	2604.00	11666.73	1318.35
Dailekha	Wheat	Annapurna-3/Unirrigated	224.00	45396.84	54759.60	2868.30	12007.06	1440.45
Bajhang	Wheat	Annapurna-2/Unirrigated	194.00	55934.46	85380.80	3124.00	32376.35	1812.74
Doti	Wheat	Annapurna-4/Unirrigated	194.00	41225.30	55004.30	2477.60	16062.61	1334.53
Terhathum	Wheat	Annapurna-1/Irrigated	216.00	48448.88	56485.65	2710.40	10531.17	1419.66
Nuwakot	Wheat	INL 297/Irrigated	233.00	50302.49	63377.76	2891.20	15733.47	1416.30
Gulmi	Wheat	RR 21/Irrigated	214.00	47850.08	58734.50	3043.80	13714.23	1387.37
Surkhet	Wheat	Annapurna-3/Irrigated	200.00	44962.24	57449.38	3030.30	15317.44	1330.34
Sunsari	Wheat	BL1135/Irrigated	205.00	46768.70	58572.80	3657.00	15256.10	1301.58
Siraha	Wheat	BL1135/Irrigated	208.00	45294.34	58082.50	3184.20	15764.36	1275.03
Chitwan	Wheat	BL1022/Irrigated	229.00	48822.80	59714.82	3183.30	13846.32	1368.80
Rupandehi	Wheat	Bhaskar/Irrigated	230.00	47368.33	59056.90	3447.00	14905.58	1319.53
Dang	Wheat	HD1982/Irrigated	208.00	39829.25	57137.25	3052.80	20152.81	1148.96
Kanchanpur	Wheat	HD1982/Irrigated	251.00	42155.18	56300.75	2760.80	16655.38	1221.74
Panchthar	Maize	Deauti/Unirrigated	240.00	40526.45	49682.16	2892.75	11808.46	1140.43
Bhojpur	Maize	Sitala/Unirrigated	211.00	42236.15	48313.35	2998.40	8864.60	1237.03
Dhankuta	Maize	Sitala/Unirrigated	211.00	43432.43	48428.64	3435.30	8220.51	1262.82
Ramechhap	Maize	Khumal yello/Unirrigated	211.00	42404.56	50844.40	3471.30	11700.14	1216.42
Kavre	Maize	Manakamana-3/Unirrigated	211.00	52705.81	55910.40	3523.50	6517.09	1484.17
Lamjung	Maize	Manakamana-3/Unirrigated	218.00	41247.03	48781.20	2582.30	9898.48	1243.45
Myadi	Maize	Ganesh-2/Unirrigated	218.00	4203095.00	48157.20	2646.70	8554.95	1272.87
Pyuthan	Maize	Manakamana-1/Unirrigated	200.00	36558.22	48284.60	3044.80	14171.18	1071.06
Salyan	Maize	Ganesh-1/Unirrigated	200.00	38008.03	50920.16	2636.90	15349.04	1128.88

District	Crops	Status	Total Cost in Rs.		Gross Income in Rs.		Gross Profit at Farm Gate in Rs.	Cost per Quintal in Rs
			Fixed	Variable	Main Product	By Product		
Dang	Maize	Rampur composit/Unirrigated	205.00	30574.73	49817.25	3424.50	22462.03	864.85
Dadeldhura	Maize	Ganesh-2/Unirrigated	224.00	41154.37	50812.80	2913.75	12348.19	1196.04
Saptari	Maize	Rampur 2/Irrigated	223.00	35098.05	48397.62	2708.30	15784.87	974.39
Udayapur	Maize	Heautada composit/Irrigated	239.00	41349.12	49719.20	3096.80	45867.89	119.63
Sarlahi	Maize	Sarlahi seto/Irrigated	239.00	32140.93	50097.45	3090.40	20807.93	874.05
Bara	Maize	Sarlahi seto/Irrigated	239.00	32781.55	48394.75	3036.80	18411.00	913.86
Rupandehi	Maize	Rampur yellow/Irrigated	223.00	43060.25	57170.16	3877.00	17763.91	1120.77
Kapilbastu	Maize	Rampur yellow/Irrigated	223.00	36457.20	54717.76	3918.00	21955.56	967.58
Surkht	Maize	Arun1/Unirrigated	205.00	43591.30	51082.36	3306.60	10592.66	1200.05
Banke	Maize	Arun1/Unirrigated	216.00	36336.66	48692.15	2551.50	14690.99	1043.94
Kailali	Maize	Rampur1/Unirrigated	234.00	38096.18	48408.10	2543.80	12621.73	1105.20
Morang	Sugarcane	Jeetpur 2/Irrigated	397.00	100137.35	552644.50	0.00	452111.15	74.86
Sarlahi	Sugarcane	Jeetpur 1/Irrigated	361.00	90069.83	537007.50	0.00	446576.68	69.30
Bara	Sugarcane	Jeetpur 1/Irrigated	341.00	89815.22	534127.00	0.00	443970.79	69.46
Rupandehi	Sugarcane	Jeetpur 1/Irrigated	341.00	94433.25	543591.50	0.00	448817.25	71.74
Dang	Cotton	H 1098/Unirrigated	397.00	58018.08	159960.00	0.00	101544.93	2264.15
Banke	Cotton	H 1098/Unirrigated	297.00	60523.79	147932.00	0.00	87011.21	2553.26

Source : Market Research and Statistics Management Program

**Table No 12.2**  
**AVERAGE COST AND MARGIN OF VEGETABLE AND SPECIES**  
**2068/069 (2011/2012)**

Unit Rs/ha.

District	Crops	Status	Sowing Time/ Harvesting Time	Total Cost in Rs.		Gross Income in Rs.		Gross Profit at Farm Gate in Rs.	Cost per Quintal in Rs
				Fixed	Variable	Main Product	Net Profit		
Kailali	Carrot	Hibrid/Irrigated/off season	Chaitra/Baishak/Bhadra/Aswin	261.00	368449.58	564697.20	54311.69	195986.63	2554.28
Rupandehi	Carrot	Hibrid/Irrigated/off season	Chaitra/Baishak/Bhadra/Aswin	248.00	71181.13	614201.40	53654.93	542772.28	447.97
Rautahat	Carrot	Nantis/Irrigated/Main-season	Kartik/Mangsir/Falgun/chaitra	286.00	59542.25	274700.25	51534.68	214872.00	395.30
Dhankuta	Carrot	Nantis/Irrigated/Main-season	Kartik/Mangsir/Falgun/chaitra	286.00	63398.30	270337.25	41498.62	206652.95	429.92
Kavre	Carrot	Hibrid/Irrigated/Main season	Mansir/Chaitra/Baishak	320.00	83201.30	306249.00	60385.39	222727.70	507.27
Dhading	Carrot	Hibrid/Irrigated/Main season	Mansir/Chaitra/Baishak	320.00	75655.65	26249.00	60385.39	230273.75	461.43
Bhaktapur	Radish	Chalis din/Unirrigated/Main season	Bhadra/Aswin/Aswin/Kartik	316.00	93712.68	175824.00	48827.79	81795.33	641.75
Dhankuta	Radish	Mino Early/Unirrigated/main Season	Jestha/Shrawan /Bhadra	202.00	58618.21	143115.00	35963.81	84294.79	238.38
Rukum	Radish	Phyuthane rato/Unirrigated/main season	Baishak/Shrawan/Bhadra	224.00	68389.03	116105.50	37852.76	47492.48	289.57
Nuwakot	Radish	Mino Yearly/Unirrigated/Main season	Baishak/Shrawan/Bhadra	261.00	82671.17	134159.76	47662.02	51227.59	328.86
Phyuthan	Radish	Phyuthan rao/Unirrigated/main season	Baishak/Shrawan/Bhadra	361.00	64505.92	128495.64	48642.91	637228.73	247.99
Dhading	Pea	ArkelUnirrigated/main season	Bhadra/Asiwin/Mangsir/Poush	256.00	111283.47	330949.70	219410.28		634.29
Kavre	Pea	ArkelUnirrigated/main season	Bhadra/Asiwin/Mangsir/Poush	256.00	122816.93	32908050.00	32784977.07		756.21
Udayapur	Pea	ArkelUnirrigated/main season	Bhadra/Asiwin/Mangsir/Poush	256.00	94129.34	283336.30	246378.95		227.22
Mahottari	Pea	ArkelUnirrigated/main season	Bhadra/Asiwin/Mangsir/Poush	256.00	115456.35	254138.50	138426.15		733.05
Sarlahi	Pea	Ajajd/Irrigated/main season	Bhadra/Asiwin/Mangsir/Poush	256.00	115456.35	263201.40	147489.05		712.21
Kanchanpur	Pointed Gourd	Improved/Irrigated/Main season	Kartik/Chaitra/Baishak	184.00	701051.65	225268.40	-475967.25		4684.90
Siraha	Pointed Gourd	Improved/Irrigated/Main season	Kartik/Chaitra/Baishak	250.00	85327.35	185344.40	99767.15		651.03
Kavre	Tomato	CL1131/Irrigated/Off- season	Shrawan/Bhadra/Kartik/Mansir	256.00	119315.61	422092.88	302521.27		598.58
Dhading	Tomato	Hybrid/Irrigated/Off season	Shrawan/Bhadra/Kartik/Mansir	256.00	110495.83	448049.25	337297.43		520.33
Makwanpur	Tomato	Pusa Rubi/Unirrigated/Off-season	Bhadra/Kartik/Mansir	241.00	89607.84	211893.75	122044.91		477.03
Syangja	Tomato	Lapsigede/Unirrigated/Off-season	Bhadra/Kartik/Mansir	250.00	87997.12	299418.70	211171.58		483.94

District	Crops	Status	Sowing Time/ Harvesting Time	Total Cost in Rs.		Gross Income in Rs.		Gross Profit at Farm Gate in Rs.	Cost per Quintal in Rs
				Fixed	Variable	Main Product	Net Profit		
Arghakhachi	Tomato	CL1131/Unirrigated/Off- season	Sharwan/Bhadra/Karik/Mansir	256.00	90680.61	414097.94	323161.30		483.78
Dhanusha	Brinjal	Sarlahi Green/Irrigated/Main season	Jestha/Shrawan /Bhadra	205.00	1055324.25	246636.00	-808893.25		52.36
Dang	Brinjal	Pusa Purple Long/Unirrigated/Main season	Shrawan/Aswin/Kartik	181.00	81428.19	179632.50	98023.31		506.10
Kaski	Cauliflower	KTMlocal/Irrigated/Mainseason	Ashad/Aswin/Kartik	245.00	105729.78	275124.00	169149.23		583.56
Makwanpur	Cauliflower	Hybrid/Irrigateed/Mainseason	Shrawan/Bhadra/Kartik/Mansir	255.00	103919.63	356896.95	252722.33		537.95
Bhaktapur	Cauliflower	KTMlocal/Irrigated/Mainseason	Bhadra/Mansir/Poush	255.00	859073.00	363323.45	-496004.55		4098.87
Sarlahi	Cauliflower	Hybrid/Irrigated/Off season	Shrawan/Aswin/Kartik	232.00	94204.68	357428.70	262992.03		321.02
Gorkha	Cabbage	Copenhagen market/Irrigated/Offseason	Ashad/aswin/ Kartik	239.00	94237.99	390137.55	295660.56		327.65
Gulmi	Cabbage	Golden Acer/Irrigateed/mainseason	shrawan/kartik/mangsir	231.00	86890.28	353363.50	266242.23		302.02
Banke	Cabbage	Kutri Jyoti/Unirrigated/Mainseason	Falgun/Bhadra/Aswin	200.00	86806.23	263009.10	176002.28		293.00
Kavre	Capsicum	Califonia wonder/Irrigated/mainseason	Falgun/Jestha/ashad	245.00	107455.88	337494.48	229793.61		541.86
Kaski	Capsicum	Elephant tusk/Irrigated/Offseason	Magh/Falgun/baishak/Jestha	239.00	94156.50	319914.30	225518.80		500.14
Sunsari	Capsicum	Elephant tusk/Irrigated/Offseason	Magh/Falgun/baishak/Jestha	235.00	91467.93	302757.08	211054.16		484.02
Banke	Chilli	Jwala/Irrigation/main season	Falgun/Jestha/ashad	261.00	79383.18	357505.76	277861.59		425.95
Kailali	Chilli	Hybrid/Irrigation/Mainseason	Falgun/Jestha/ashad	261.00	82985.03	375049.68	291773.66		424.42
Bara	Chilli	Jwala/Irrigation/main season	Falgun/Irrigation/Main season	157.00	69531.39	346632.72	276944.33		368.31
Dhankuta	Chilli	Jwala/Unirrigation/main season	Falgun/Chaitra/ashad/shrawan	174.00	68756.59	359747.04	290816.45		363.29
Sunsari	Chilli	Hybrid/Irrigation/Mainseason	Magh/Falgun/baishak/Jestha	277.00	91985.55	378504.09	286241.54		468.74
Magdi	Potato	Kutru Jyoti/Unirrigated/Mainseason	Falgun/Bhadra/Aswin	304.00	191955.99	343484.96	151224.97		971.70
Dolkha	Potato	Janak Dev./Unirrigated/Mainseason	Falgun/Bhadra/Aswin	247.00	184354.35	295193.90	110592.56		929.28
Sindhupalchok	Potato	Cardinal/Irrigated/Main.season	Poush/Baishak/Jestha	256.00	191317.28	284240.02	92666.75		918.64
Dang	Potato	Disere/Irrigated/Main season	Poush/Baiahak/Jestha	257.00	172687.90	250573.96	77629.06		825.47
Palpa	Ginger	Nase/Unirrigated/Mainseason	Falgun/Bhadra/Aswin	280.00	562952.78	891161.70	24428.02		2835.02
Syngja	Ginger	Bose/Unirrigated/Main season	Falgun/Bhadra/Aswin	280.00	539359.75	990953.18	11713.43		2609.22
Kavre	Ginger	Nase/Unirrigated/Mainseason	Falgun/Bhadra/Aswin	460.00	598977.32	1069719.00	32431.69		2700.17
Illam	Garlic	Nase/Unirrigated/Mainseason	Falgun/Bhadra/Aswin	460.00	56200.00	1064105.00	58530.19		2576.70
Bhaktapur	Garlic	Nepali Local/Unirrigated/main season	Mansir/Falgun/Chaitra	320.00	284012.13	1677330.00	1397997.88		1525.63
Dolkha	Garlic	Chinese/Irrigated Main-season	Mangsir/Falgun/chaitra	320.00	273516.23	1338975.00	1069052.77		1533.84

District	Crops	Status	Sowing Time/ Harvesting Time	Total Cost in Rs.		Gross Income in Rs.		Gross Profit at Farm Gate in Rs.	Cost per Quintal in Rs
				Fixed	Variable	Main Product	Net Profit		
Rautahat	Garlic	Chinese/Irrigated Main-season	Mangsir/Falgun	286.00	254902.95	1295353.50	1040164.56		1482.45
Rautahat	Onion	N-53/Irrigated/Main season	Kartik/Mansir/Chaitra/Baishak	253.00	62826.35	213949.60	150870.25		365.59
Surkhet	Onion	N-53/Irrigated/Main season	Kartik/Mansir/Chaitra/Baishak	187.00	69387.36	207235.68	137670.33		388.72
Sindhuli	Onion	Red Crul/Irrigated/Main season	Kartik/Mansir/Chaitra/Baishak	286.00	75549.16	226122.75	150287.59		410.83
Ardhakhachi	Cowpea	Khumal Tane/Unirrigated/Main season	Falgun/baishak/Jestha	261.00	80737.82	359141.58	278142.77		298.38
Sarlahi	Cowpea	Sarlahi tane/Unirrigated/Main season	Shrawan/bhdra/Kartik/Mansir	253.00	79337.05	292862.40	213272.35		277.20
Bajhang	Cowpea	Khumal Tane/Unirrigated/Main season	Falgun/baishak/Jestha	243.00	97049.56	525295.38	428002.82		347.83
Baitadi	Cowpea	Khumal Tane/Unirrigated/Main season	Falgun/baishak/Jestha	243.00	97904.41	417805.60	319658.19		319.48
Morang	Bitter Gourd	Kayambatur Long/Irrigated/Mainseason	Magh/Bashak/Jestha	305.00	65544.65	385469.70	3196620.05		394.62
Sarlahi	Bitter Gourd	Creeper/Irrigated/Main-season	Magh/Falgun/baishak/Jestha	286.00	55642.13	361620.90	305692.78		342.57
Makwanpur	Bitter Gourd	Hariyo Karela/Irrigated/Main season	Magh/Falgun/Baish/Jestha	245.00	76686.40	372596.85	295665.45		461.47

Source : Market Research and Statistics Management Program

Table 13.1  
TABLE OF FOOD VALUES  
(Nutrients Per 100 grams of Edible Portion)

S.NO.	FOOD STUFF	Calorie	Protein (gm)	Fat (gm)	S.NO.	FOOD STUFF	Calorie	Protein (gm)	Fat (gm)
	CEREAL GRAINS AND PRODUCTS					ROOTS AND TUBERS			
1	BARLEY	336	11.5	1.3	48	CARROT	48	0.9	0.2
2	BUCKWHEAT (PHAPER)	323	10.3	2.4	49	COLOCASIA	97	3	0.1
3	BISCUITS, SWEET	450	6.4	15.2	50	ONION, BIG	50	1.2	0.1
4	BISCUITS, SALT	534	6.6	32.4	51	ONION, SMALL	59	1.8	0.1
5	BREAD, WHITE	245	7.8	0.7	52	POTATO	97	1.6	0.1
6	MAIZE, DRY	342	11.1	3.6	53	RADISH, PINK	32	0.6	0.3
7	MAIZE, TENDER	125	4.7	0.9	54	RADISH, WHITE	17	0.7	0.1
8	MILLET (VARAGU)	309	8.3	1.4	55	SWEET POTATO	120	1.2	0.3
9	PAPPAD	288	18.8	0.3	56	TURNIP	29	0.5	0.2
10	RICE, PARBOILED, MILLED	346	6.4	0.4	57	YAM, ELEPHANT	79	1.2	0.1
11	RICE, RAW, MILLED	345	6.8	0.5	58	YAM, WILD	110	2.52	0.3
12	RICEFLAKES	346	6.6	1.2	59	YAM, ORDINARY	111	1.4	0.1
13	RICE PUFFED	325	7.5	0.1		OTHER VEGETABLE			
14	RAGI (MILLET)	328	7.3	1.3	60	BITTER GOURD	25	1.6	0.2
15	SUJI (SEMOLINA)	348	10.4	0.8	61	BOTTLE GOURD	12	0.2	0.1
16	VERMICELLI	352	8.7	0.4	62	BRINJAL	24	1.4	0.3
17	WHEAT (WHOLE)	346	11.8	1.5	63	BROAD BEANS	48	4.5	0.1
18	WHEAT FLOUR (WHOLE)	341	12.1	1.7	64	CAULIFLOWER	30	2.6	0.4
19	WHEAT FLOUR (REFINED)	348	11.0	0.9	65	CHO-CHO-MARROW	27	0.7	0.1
	PULSES AND LEGUMES				66	CUCUMBER	13	0.4	0.1
20	BENGAL GRAM (WHOLE)	360	17.1	5.3	67	COWPEA PODS	48	3.5	0.2
21	BENGAL GRAM DAL	372	20.8	5.6	68	DRUMSTICK	26	2.5	0.1
22	BLACK GRAM DAL	347	24.0	1.4	69	FRENCH BEANS	26	1.7	0.1
23	COW PEA	323	24.1	1	70	GIANT CHILLIES (CAPSICUM)	24	1.3	0.3
24	FIELD BEAN DRY	347	24.9	0.8	71	KNOL-KHOL	21	1.1	0.2
25	GREEN GRAM (WHOLE)	334	24.0	1.3	72	LADIES FINGERS	35	1.9	0.2
26	GREEN GRAM DAL	348	24.5	1.2	73	PAPAYA GREEN	27	0.7	0.2
27	HORSE GRAM	321	22.0	0.5	74	PEAS	93	7.2	0.1
28	KHESARI DAL	345	28.2	0.6	75	PARWAR	20	2	0.3
29	LENTIL	343	25.1	0.7	76	PUMPKIN	25	1.4	0.1
30	PEAS DRY	315	19.7	1.1	77	RIDGE GOURD	17	0.5	0.1
31	RAJMAH (FRENCH BEAN)	346	22.9	1.3	78	SNAKE GOURD	18	0.5	0.3
32	RED GRAM DAL (PIGEON PEA)	335	22.3	1.7	79	SWORD BEANS	44	2.7	0.2
33	SOYABEAN	432	43.2	19.5	80	TOMATO, GREEN	23	1.9	0.1
	LEAFY VEGETABLE				81	VEGETABLE MARROW	17	0.5	0.1
34	AMARANTH, TENDER	45	4.0	0.5		NUTS AND OILSEEDS			
35	BAMBOO, TENDER SHOOTS	43	3.9	0.5	82	ALMOND	655	20.8	58.9
36	CABBAGE	27	1.8	0.1	83	CASHEWNUT	596	21.2	46.9
37	COLOCASIA LEAVES (GREEN VARIETY)	56	3.9	1.5	84	CHILGOZA	615	13.9	49.3
38	CORIANDER LEAVES	44	3.3	0.6	85	COCONUT, DRY	662	6.8	62.3
39	FENUGREEK LEAVES	49	4.4	0.9	86	COCONUT, FRESH	444	4.5	41.6
40	GIRIA SAG	26	2	0.4	87	GROUNDNUT	567	25.3	40.1
41	IPOMEA LEAVES	28	2.9	0.4	88	GROUNDNUT, ROASTED	570	26.2	39.8
42	MUSTARD LEAVES	34	4	0.6	89	GINGELLI SEEDS	563	18.3	43.3
43	PUMPKIN LEAVES	57	4.6	0.8	90	LINSEED SEEDS	530	20.3	37.1
44	RADISH LEAVES	28	3.8	0.4	91	MUSTARD SEEDS	541	20	39.7
45	RAPE LEAVES	48	5.1	0.4	92	NIGER SEEDS	515	23.9	39
46	SPINACH	26	2	0.7	93	SUNFLOWER SEEDS	620	19.8	52.1
47	TURNIP GREENS	67	4	1.5	94	WALNUT	687	15.6	64.5

Table 13.2  
TABLE OF FOOD VALUES  
(Nutrients Per 100 grams of Edible Portion)

S.NO.	FOOD STUFF	Calorie	Protein (gm)	Fat (gm)	S.NO.	FOOD STUFF	Calorie	Protein (gm)	Fat (gm)
	CONDIMENTS AND SPICES					FISHES AND OTHER SEA FOODS			
95	ASAFOETIDA	297	4	1.1	147	BAM	100	16.1	0.9
96	CARDAMOM	229	10.2	2.2	148	HILSA	273	21.8	19.4
97	CHILLIES, DRY	246	15.9	6.2	149	KATLA	111	19.5	2.4
98	CHILLIES, GREEN	29	2.9	0.6	150	PRAWN	89	19.1	1
99	CLOVES, DRY	286	5.2	8.9	151	RAHU	97	16.6	1.4
100	CORIANDER	288	14.1	16.1	152	SARDINE	101	21	1.9
101	CUMIN SEEDS	356	18.7	15	153	SINGHI	124	22.8	0.6
102	FENUGREEK SEEDS	333	26.2	5.8	154	TENGRA (FRESH)	144	19.2	6.4
103	GARLIC, DRY	145	6.3	0.1	155	TENGRA (DRIED)	255	54.9	3.9
104	GINGER, FRESH	67	2.3	0.9		OTHER FLESH FOODS			
105	MACE	437	6.5	24.4	156	DUCK	130	21.6	4.8
106	NUTMEG	472	7.5	36.4	157	EGG, DUCK	181	13.5	13.7
107	OMUM	363	17.1	21.8	158	EGG, HEN	173	13.3	13.3
108	PEPPER, DRY	304	11.5	6.8	159	FOWL	109	25.9	0.6
109	TURMERIC	349	6.3	5.1	160	LIVER GOAT	107	20	3
	FRUITS				161	LIVER, SHEEP	150	19.3	7.5
110	AMALA	58	0.5	0.1	162	MUTTON, MUSCLE	194	18.5	13.3
111	APPLE	59	0.2	0.5	163	PIGEON	137	23.3	4.9
112	APRICOT, FRESH	53	1	0.3	164	PORK, MUSCLE	114	18.7	4.4
113	APRICOT, DRIED	306	1.6	0.7		MILK AND MILK PRODUCTS			
114	BANANA, RIPE	116	1.2	0.3	165	BUTTER MILK	15	0.8	1.1
115	BLACK BERRY	37	1.3	0.5	166	CURDS (COW'S MILK)	60	3.1	4
116	CAPE GOOSE BERRY	53	1.8	0.2	167	CHEESE	348	24.1	25.1
117	DATES, DRIED	317	2.5	0.4	168	KHOA (WHOLE COW MILK)	413	20	25.9
118	GRAPE, BLUE VARIETY	58	0.6	0.4	169	KHOA (WHOLE BUFFALO MILK)	421	14.6	31.2
119	GRAPE, PALE GREEN VARIETY	71	0.5	0.3	170	KHOA	206	22.3	1.6
120	GUAVA, COUNTRY	51	0.9	0.3		(SKIMMED BUFFALO MILK)			
121	GUAVA, HILL	38	0.1	0.2	171	KHEER	176	6.9	12.2
122	JACK FRUIT	88	1.9	0.1	172	SKIMMED MILK, LIQUID	29	2.5	0.1
123	LEMON	57	1	0.9	173	SKIMMED MILK POWDER	357	38	0.1
124	LEMON, SWEET	35	0.7	0.3		(COW'S MILK)			
125	LICHI	61	1.1	0.2	174	WHOLE MILK POWDER	496	25.8	26.7
126	LIME	59	1.5	1		(COW'S MILK)			
127	LIME, SWEET, MUSAMBI	43	0.8	0.3		FATS AND EDIBLE OILS			
128	MANGO, RIPE	74	0.6	0.4	175	BUTTER	729	-	81
129	MELON, MUSK	17	0.3	0.2	176	GHEE (COW)	900	-	100
130	MELON, WATER	16	0.2	0.2	177	GHEE (BUFFALO)	900	-	100
131	MULBERRY	49	1.1	0.4	178	HYDROGENATED OIL	900	-	100
132	ORANGE	48	0.7	0.2		(FORTIFIED)			
133	ORANGE JUICE	9	0.2	0.1	179	COOKING OIL (GROUNDNUT,	900	-	100
134	PAPAYA, RIPE	32	0.6	0.1		GINGELLY, MUSTARD,			
135	PEARS	52	0.6	0.2		COCONUT etc)			
136	PINE APPLE	46	0.4	0.1		MISCELLANEOUS FOOD STUFFS			
137	PUMMELO	44	0.6	0.1	180	ARROWROOT FLOUR	334	0.2	0.1
138	PEACHES	50	1.2	0.3	181	BREAD, BROWN	244	8.8	1.4
139	PERSIMMON	76	0.7	0.2	182	COCONUT, TENDER	41	0.9	1.4
140	PLUM	52	0.7	0.5	183	FISH LIVER OIL	900	-	100
141	POMEGRANATE	65	1.6	0.1	184	GROUNDNUT CAKE	386	40.9	7.4
142	SAPOTA	98	0.7	1.1	185	HONEY	319	0.3	0
143	SEETAPHAL	104	1.6	0.4	186	MUSHROOM	43	3.1	0.8
144	STRAWBERRY	44	0.7	0.2	187	SUGAR (CANE)	398	0.1	0
145	TOMATO, RIPE	20	0.9	0.2	188	SUGAR CANE JUICE	39	0.1	0.2
146	TREE TOMATO	35	1.5	0.2					

Source: Nutritive Value of Indian Foods, by C.Gopalan, B.V.Rama Sastri and S.C.Balasubramaniam; National Institute of Nutrition, Indian Council of Medical research, Hyderabad

**Table No. 14.1**  
**Conversion Table**

1) Area

	Matomuri	Ropani	Khet Muri	Dhur	Katha	Bigha	Acre	Hectare
Matomuri	1.0000	0.2500	0.0100	7.5117	0.3756	0.0188	0.0314	0.0127
Ropani	4.0000	1.0000	0.0400	30.0466	1.5023	0.0751	0.1257	0.0509
Khet Muri	100.0000	25.0000	1.0000	751.1166	37.5583	1.8779	3.1428	1.2718
Dhur	0.1331	0.0333	0.0013	1.0000	0.0500	0.0025	0.0042	0.0017
Katha	2.6625	0.6656	0.0266	20.0000	1.0000	0.0500	0.0837	0.0339
Bigha	53.2500	13.3125	0.5325	400.0000	20.0000	1.0000	1.6735	0.6773
Acre	31.8188	7.9547	0.3182	239.0123	11.9506	0.5975	1.0000	0.4047
Hectare	78.6257	19.6564	0.7862	590.6100	29.5305	1.4765	2.4711	1.0000

Unit	Sq. Feet	Unit	Unit	Sq. Feet	Unit
1 Hectare	107640	1000.00	1 Katha	3645.00	338.63
1 Acre	43560	4046.87	1 Dhur	182.25	16.93
1 Bigha	72900	6772.66	1 Ana	342.25	31.79
1 Ropani	5476	508.72	1 Matomuri	1369.00	127.18
1 Hectare = 1.476 Bigha = 29.53 Katha = 19.79 Ropani					
1 Bigha = 20 Katha = 400 Dhur = 13.31 Ropani					
1 Ropani = 16 Ana = 1.5 Katha = 30 Dhur					

2) Volume

	Mana	Pathi	Muri	Gallon	Bushel	Litre	Hecto Litre	Kilo Litre
Mana	1.0000	0.1250	0.0062	0.1250	0.0156	0.5682	0.0057	0.0006
Pathi	8.0000	1.0000	0.0500	1.0000	0.1250	5.5460	0.0454	0.0045
Muri	160.0000	20.0000	1.0000	20.0000	2.5000	90.9192	0.9092	0.0909
Gallon	8.0000	1.0000	0.5000	1.0000	0.1250	4.5460	0.0454	0.0045
Bushel	64.0000	8.0000	0.4000	8.0000	1.0000	36.4677	0.3637	0.0364
Litre	1.7598	0.2200	0.0110	0.2200	0.0275	1.0000	0.0100	0.0010
Hecto Litre	175.9760	21.9970	1.0100	21.9970	2.7496	100.0000	1.0000	0.1000
Kilo Litre	1759.7600	219.9700	10.9985	219.9700	27.4750	1000.0000	10.0000	1.0000

1 muri = 20 pathi = 160 mana = 20 gallons	12 Mana Dry Chilli = 1 Kg.
1 gallon = 4.54 litre = 1 pathi = 8 mana	2 Mana Ghee = 1 Kg.
1 litre = 10000 ml or c.c = 1759 mana	6 Pieces Sweet Orange = 1 Kg
10 Pieces Orange = 1 Kg	20 Pieces of Lemon = 1 Kg

3) Weight

	Pau	Dharni	Maund	Pound (1b)	Kilogram	Quintal	Metric Ton
Pau	1.0000	0.0833	0.0053	0.4397	0.1994	0.0020	0.0002
Dharni	12.0000	1.0000	0.0641	5.2765	2.3934	0.0239	0.0024
Maund	187.1400	15.5950	1.0000	82.2868	37.3242	0.3732	0.0373
Pound (1b)	2.3742	0.1895	0.0121	1.0000	0.4536	0.0045	0.0004
Kilogram	5.0138	0.4178	0.0268	2.2046	1.0000	0.0100	0.0010
Quintal	501.3768	41.7814	2.6792	220.4620	100.0000	1.0000	0.1000
Metric Ton	5013.7680	417.8140	26.7920	2204.6300	10000.0000	10.0000	1.0000

1 Metric Ton = 10 Quintals = 1000 Kgs = 220.46 lbs  
 1 Quintal = 100 Kgs = 220.46 lbs = 107.11 Seer = 2.679 Mds  
 1 Kg = 1000 = Ks = 2.2046 lbs = 1 Seer 6 Tola = 5 Pau  
 1 Dharni = 12 Pau = 2.393 Kg = 5.276 lbs = 2.564 Seer  
 1 Tola = 12 Masa = 120 Lal = 180 Grains = 11.6638 Gms.

4) Measurement

1 kosh = 3658 meters = 12001.90 ft. = 3.66 kms = 2.27 mile  
 1 mile = 1610.40 meters = 4280 ft. = 1760 yard = 1.61 kms  
 1 km = 1000 meters = 3281 ft. = 1093.61 yard = 0.6214 mile  
 1 meter = 100 cms = 39.37 inch = 3.281 ft. = 1.094 yard

5 Others

1 Horse Power (HP) = 0.746 kilo watt : 1 kilo watt (kw) = 1000 watts  
 Yoeld in kg/ha = md/bigha x 55.986 gm/10 sq.meter = kg/ha.  
 = muri/ropani x 998 kg/10 sq.meter = ton/ha.

**Table No. 14.2**  
**Approximate Weight of Some Agricultural Commodities**  
**(Equivalent of Mana, Pathi and Muri)**

S.No.	Commodities	1 Mana Equivalent to		1 Pathi Equivalent to		1 Muri Equivalent to	
		Kg.	Gm.	Kg.	Gm.	Kg.	Gm.
1	Rice (Red Marshi)		453	3	624	72	490
2	Rice (Thapachiniya)		450	3	598	71	954
3	Rice (Tauli)		448	3	583	71	663
4	Rice (Usina)		458	3	667	73	347
5	Rice (Marshi)		454	3	629	72	572
6	Rice (R. Thapachiniya)		446	3	564	71	381
7	Rice (W. Thapachiniya)		453	3	610	72	200
8	Rice (Round Marshi)		452	3	613	72	250
9	Rice (Taichung)		457	3	655	73	900
10	Beaten Rice (Light)		299	1	831	36	613
11	Beaten Rice (Thick)		282	2	258	45	156
12	Beaten Rice (Tikan)		248	1	987	39	734
13	Flour		266	2	127	42	541
14	Flour (Local)		273	2	188	43	750
15	Flour (Balaju)		305	2	437	48	744
16	Maize		395	3	156	63	125
17	Wheat		395	3	163	63	257
18	Millet		454	3	633	72	663
19	Barley		228	1	822	36	433
20	Blackgram		444	3	553	71	530
21	Masyang		459	3	673	73	455
22	Pigeonpea		443	3	540	70	799
23	Lentil		409	3	271	65	416
24	Lentil (Chhata)		432	3	455	69	108
25	Mugi		418	3	345	66	898
26	Mugi (Chhata)		482	3	852	77	460
27	Horse Gram		458	3	665	73	295
28	Mugi Green Seet		471	3	766	75	309
29	Gram Broken		427	3	415	68	294
30	Broad Bean (Green)		391	3	128	62	554
31	Bean Large		444	3	590	71	809
32	Pea (Local)		449	3	595	71	893
33	Bean		402	3	219	64	387
34	Soyabean		405	3	442	64	846
35	Small Nepali Pea		448	3	588	71	754
36	Big Nepali Pea		447	3	580	71	589
37	Mustard Seed		374	2	988	58	760
38	Rape Seed		373	3	110	60	225
39	Seasame		354	2	834	56	669

Source : Department of Mint, Weight and Measures

**Table - 15**  
**Major Wholesale Markets and Collection Center of Fruits and Vegetables in Nepal**

S.No.	Name of Market	Types	Remarks
<b>Eastern Development Region</b>			
1	Birtamod, Jhapa	Wholesale Market	
2	Budhabare, Jhapa	Collection Center	
3	Dharan, Sunsari	Wholesale Market	
4	Kaptangunj, Sunsari	Collection Center	
5	Kathahari, Morang	Retail Market	Daily
6	Basantapur, Terhathum	Collection Center	Not in operation
7	Katari, Udayapur	Collection Center	Not in operation
8	Rangeli, Morang	Collection Center	
9	Surunga, Jhapa	Tomato Processing & Collection Center	
<b>Central Development Region</b>			
1	Kalimati, Kathmandu	Wholesale Market	
2	Narayangadh, Chitwan	Wholesale Market	
3	Janakpur, Dhunasha	Wholesale Market	Urban Farmer Market
4	Dhalkabar, Dhunasha	Collection Center	
5	Hansapur, Dhunasha	By Weekly Market	
6	Bardibas, Mahottari	By Weekly & Collection Center	
7	Charikot, Dolakha	Weekly Haat & Retail Market	
8	Jiri, Dolkha	Weekly Haat & Potato Seed Collection Center	
9	Sindhulimadhi, Sinduli	Weekly Haat & Junar, Collection Center	
10	Lalbandi, Sarlahi	Collection Center	
11	Nawalpur, Sarlahi	Collection Center	
12	Saruathha, Rautahat	Collection Center	
13	Hadhikhola, Makwanpur	Collection Center	
14	Bhandara, Chitwan	Collection Center	
15	Dhusha (Charaudhi and Khatritar), Dhading	Collection Center	
16	Dharke, Dhading	Collection Center	Not in Operation
17	Tinpipale, Kavre	Collection Center	Not Operation
18	Tamaghat, Kavre	Collection Center	
19	Balaju, Kathmandu	Collection Center	Operated by Kalimati Market
20	Chhaimale, Kathmandu	Collection Center	Pears & Vegetable
21	Simraungad, Bara	Collection Center	
22	Pathararihya, Parsa	Collection Center	Not operation
23	Pokhariya, Parsa	By weekly Haat and Vegetable Retail Market	

S.No.	Name of Market	Types	Remarks
24	Jwalakhel, Lalitpur	Vegetable Retail Market	
25	Kailaiya, Bara	Wholesale Market & Vegetable Collection Center	Under construction
26	Kavresthali, Kathmandu	Collection Center	Organic Vegetable
27	Jagatpur, Chitwan	Collection Center	
28	Gaushala, Mahottari	Collection Center	
29	Gadahiya, Sarlahi	Collection Center	Under Construction
30	Haripur, Sarlahi	Collection Center	
31	Mahamadpur, Rautahat	Collection Center	
32	Basatpur, Bara	Collection Center	
33	Kothabi, Bara	Collection Center	
34	Bodhban, Bara	Krishak Chautari	
35	Bastipur, Makwanpur	Collection Center	
<b>Western Development Region</b>			
1	Pokhara, Kaski	Wholesale Market	
2	Pokhara, Kaski (Prithibichok and Birauta)	Retail Market	
3	Damauli, Tanahun	Retail Market	
4	Jomsom, Mustang	Collection Center	Apple
5	Kawasoti, Nawalparasi	Collection Center	Banana, Orange and Vegetable
6	Wangsing, Syangja	Collection Center	
<b>Mid-Western Development Region</b>			
1	Lamahi, Dang	Wholesale Market	
2	Ghorahi, Dang	Wholesale Market	
3	Kohalpur, Banke	Wholesale Market	
4	Kapurkot, Salyan	Collection Center	
5	Babiyachaur, Surkhet	Collection Center	
6	Chaulikababa, Banke	Wholesale Market	
<b>Far-Western Development Region</b>			
1	Tikapur, Kailali	Banana Collection Center & Vegetable Retail Haat Market	
2	Attariya, Kailali	Regional Wholesale Market	

कृषि बजारको स्थापना तथा सञ्चालन एवं बजार  
सम्बन्धी प्राविधिक सहयोगको लागि सम्पर्क राखौं

केन्द्रीय स्तरमा



नेपाल सरकार  
कृषि तथा सहकारी मन्त्रालय  
कृषि विभाग  
कृषि व्यवसाय प्रवर्द्धन तथा बजार विकास निर्देशनालय  
हरिहरभवन  
फोन नं.: ५५२४२२८  
फ्याक्स नं.: ९७७-१-५५२४२२७  
Email: [abpmdd@vianet.com.np](mailto:abpmdd@vianet.com.np)  
[abpmdd@yahoo.com](mailto:abpmdd@yahoo.com)

जिल्ला स्तरमा

जिल्ला कृषि विकास कार्यालय  
(७५ वटै जिल्लामा अवस्थित)

मुद्रण: